

iitOnline+

putting ^ in the classroom

**IPRO 327: A Video Annotation and Indexing System
August- December 2009**

Karthik Dhagam, Electrical Engineering

Alexander Donchev, Computer Engineering

Sergio T. Homawoo, Mechanical Engineering

Alexander Litas, Computer Science

Anton Orlichenko, Electrical Engineering

Christian Osswald, Biomedical Engineering

Jason Petsod, Physics

Ori Rawlings, Computer Science

Joshua Shaffer, Electrical Engineering

Antoinette Smith, Professional and Technical Communication

Andrew Yates, Computer Science

+Wai Gen Yee, Faculty

Table of Contents

Section	Page
Executive Summary	3
Purpose and Objectives	3
Organization and Approach	4
Analyses and Findings	10
Conclusions and Recommendations	17
References	20
Appendices	i

Executive Summary

Out of 4,160 2-year and 4-year Title IV degree-granting postsecondary institutions, 70 percent of private for-profit 4-year institutions, 89 percent of public 4-year institutions, and 97 percent of public 2-year institutions offered college-level distance education courses [1]. Additionally, there were an estimated total of 12.2 million enrollments in college-level credit-granting distance education courses in 2006–07 [DOE08]. For at least the past two years, the number of distance students in community colleges has increased by more than 10% annually [2]. Given the scale of online education, it is imperative to maximize the educational experience of its participants.

I PRO 327 improves the online educational experience by addressing a key feature it lacks: its support for interactions among the students and instructors. Over the fall 2009 semester, I PRO 327 designed and implemented a Web-based video-viewing system that allows users to type in comments that are timestamped to a point in the video. This functionality allows students to make comments in the context that inspired them, as if they were in a live classroom. Others can watch the video, read and respond to the associated comments as well, simulating a real-time conversation.

I PRO 327 conducted research to determine the features most required by users and to develop a competent user interface. The findings from this research were used to create the system, iitOnline+u.

In the coming semesters, iitOnline+u deployment and testing will continue under the guidance of faculty advisor Wai Gen Yee. The iitOnline+u design will be further improved and initial tests on educational effectiveness will be conducted.

Purpose and Objectives

I PRO 327's purpose was to improve online education. Current online education practice involves students passively watching videos that are posted online, then posting any questions that may arise in a separate Web discussion forum. The problem with this practice is that it lacks the interactivity found in classrooms, potentially diminishing the impact of online education. There is no natural way for students to raise their hands or start a conversation with other students based on the course topics.

The I PRO 327 team believes that the problem of interactivity can be addressed by improving the technology used for watching videos. Specifically, we propose to add commenting features to an online video viewer. Thus, students may pose questions that were motivated by the lecture, which may lead to productive discussions. Additionally, teaching assistants and instructors may participate by moderating discussions, thereby sharpening the focus of discussions and improving productivity.

Video annotation in the context of education has been attempted in the past. The Microsoft Research Annotation System (MRAS), developed in 1999, had the ability to correlate comments with specific time positions of a video (time-correlated comments) [3]. Despite critical acclaim, the project was deemed a failure by its creators. It is our contention that MRAS, or specifically, the timestamped annotating of videos, was merely ten years ahead of its time.

The main objective of the I PRO 327 team was the rapid development of such a video annotation system. The I PRO 327's work forms the basis for future research on system design and educational effectiveness.

The name of the proposed system is iitOnline+u: The first part of the name, "iit", is used because the system is a product of IIT students and faculty. The plus (+) references both the enhancement of the online experience and, in combination with the "u", refers to the fact that we are adding online users to a virtual classroom.

Organization and Approach

Overview

The IPRO 327 team divided this project into three phases. The first phase was for planning goals and deadlines which were determined for the second and third phases. The second phase comprised the bulk of the semester. In this phase, all research activities were conducted by three teams: the School Liaison Team (SLT), the User Liaison Team (ULT), and the Development Team (DT), in charge of interacting with school administration, interactive with test users, and developing the software, respectively. The third phase was devoted to the documentation of the semester's work. As the bulk of the semester's efforts took place in phase two, we describe it in more detail.

Phase 2

In phase 2 of the IPRO 327, the SLT's goal was to gather requirements for the iitOnline+u. Once the functionality was determined, the ULT's goal was to design a user interface for iitOnline+u. Finally, the DT's goal was to implement iitOnline+u based on the requirements gathered by the SLT and the ULT.

For this semester, IPRO 327 had technical objectives and soft skill objectives. Technical objectives refer to the technical knowledge, project-specific skills, and deliverable artifacts the team would develop. Soft skill objectives refer to the general skills we will develop in the pursuit of our objectives.

School Liaison Team

The technical objectives of SLT were

- Learning how to design surveys;
- Developing an understanding of the satisfaction with the current IIT Online system;
- Designing a deployment plan for iitOnline+u.

The SLT determined the desired functionality of the iitOnline+u system and how to incorporate the system into IIT's workflow. SLT gathered this information via an online survey and

an informal interview with an IIT Online instructor. The survey and interview also helped SLT to develop an understanding of the satisfaction with the current IIT Online system. SLT also worked with John Salt of the IIT Online Office of Technical Services (OTS) to determine how to deploy iitOnline+u at IIT in the spring 2010 semester.

The Survey

A Web-based survey was conducted among IIT Online users. Students and faculty members were asked to gauge their satisfaction with the current system. They were also asked which features they would like in a combined video/discussion prototype.

Two measures were taken to attract the largest number of respondents. First, an online survey (please refer appendix x for the survey) was used to reach students of who may not be able to reach Main Campus. Second, the survey was advertised widely, via fliers, a solicitation in IIT Today, a solicitation via an IPRO office e-mail, and personal requests by IPRO 327 students to other students currently registered in online courses.

The Interview

An informal interview was conducted with Professor Mattox Beckman, who expressed interest in using the system in the spring 2010 semester. The interview was focused on the features he would like in such a system. Of the several faculty members solicited, Professor Beckman was recommended to IPRO 327 by John Salt as a possible interested faculty collaborator.

Interaction with OTS

We held several meetings over the course of the semester with John Salt of IIT Online. The goal of these interviews was to learn how IIT Online produces online content so that we could simplify iitOnline+u's integration into their workflow (refer appendix xxxv for details of deployment plan). Mr. Salt revealed the process of video production and shared statistics on student interaction with the current system. He also indicated how to access the course videos for posting on iitOnline+u.

User Liaison Team

The technical objectives of ULT were

- Develop a user interface flow diagram to determine how the user will interact with the system
- Research metrics for a successful user interface
- Design the User Interface (UI)
- Perform user testing to substantiate above-mentioned metrics
- Use the above results to modify and improve interface

The User Liaison Team designed, developed, tested, and modified iitOnline+u's user interface (UI). It incorporated industry standard methodologies into its process.

Flow Diagram

The first task completed by the User Liaison Team was the UI flow-diagram (**see Appendices xxxi**), developed based on an initial assumption of system usage. A UI flow- diagram allows the structured focus on user-system interaction, independent of interface appearance [4]. ULT determined where and when users would interact with the features in the interface.

User Interface Design and Coding

Design and coding of the interface began following the completion of the flow diagram. The design process was mostly impromptu. There were frequent discussions among members as each ULT member added their drawings on dry-erase boards. An initial mock-up was developed and presented to the entire IPRO team to garner feedback before major coding began (**see Appendices xxxii**).

Metaphors

Employing metaphors was an important aspect in the design of the UI. A metaphor, in terms of interface design, calls upon other established systems (e.g. YouTube, Twitter, Digg) and uses those

layouts or styles in such a way as to compel the majority of users to feel comfortable with the new system. A majority, by our definition, was 80%, and is a threshold commonly used in industry [5].

Division of Work

While all four team members contributed to the design and layout of the UI, only two members had sufficient experience in coding, leading to the creation of sub-teams. As phase 2 was only a part of the whole IPRO, it was most efficient to allow two members to implement the mockup. During implementation, the two members with less technical experience worked on the administrative and other deliverable tasks.

Development Team

The technical objectives of DT were

- Learning Ruby and the Ruby on Rails web development framework.
- Developing iitOnline+u
- Learning how to use real-world software development practices.

To accomplish the objective of learning Ruby and the Ruby on rails, DT read toca's ethnoKen code as well as online documentation such as <http://guides.rubyonrails.org/>. To develop eduKen, DT implemented the features on the top of the Rails framework. The features were determined by the ULT and were assigned priorities during class sessions. DT then began implementing them based on their priorities. To learn how to use real-world software development practices, we used Subversion for software version control (keeping track of code versions) and Redmine to report and view bugs. Subversion is well known in industry. Redmine is much newer and older bug tracking software is still more popular in industry.

The DT conducted research on topics relating to software engineering while creating the software product. The research was conducted through the use of online searches and the consultation of technical literature. Research areas were determined among DT members and primarily focused on the features that would be offered by the software. A list of features was compiled and all problems were approached in order of their importance. After the list was created

and sorted, the connections between the different features were stated. By introducing these dependencies the research was narrowed down. This approach was essential because it helped the team focus on the problem and stay proactive.

Scheduling and Division of Work

A schedule was created for the completion of research activities and for the summarization of results. In the event of a sudden urgent or problematic issue, two people would be assigned to it. In special cases, the entire DT was assigned to conduct research on a topic due to its importance to the system as a whole.

Online Research

The Web-based research method was primarily chosen for the following reasons:

- iitOnline+u is an online system. Thus process of using other Web systems provided inspiration for our work.
- Research was often conducted during the programming process. While programming, quick searches were done to become familiar with the programming language and its framework.
- Online research is quick and inexpensive method. However, there are flaws with this method that the developers were cautious about. Since anyone can post anything on the Web, the information collected and the source must be carefully examined.

The main goal of the DT was to create something new and innovative while presenting it to the user in a form that is popular and intuitive. First the DT found familiar online systems that provided the features that we were developing. Next, the team perceived a general feel of what online users are used to and prefer based on the popularity of the online systems. Finally, with the list of the dependencies taken into account, Web-based research was performed.

Technical Literature Research

Another method of research was reading through technical literature to determine solutions. This method was often used during the programming of iitOnline+u. From this research, system dependencies that took system cost and security into account were determined. This method was used for quick searches of information about programming languages. Sometimes this research method was preferred, due to the fact that books are better organized and the developer is already familiar with the source.

The findings of the research were summarized and the pros and cons of every possible solution were stated. These findings were communicated by posting results on the group wiki or presenting the results in class. After the researches, the DT would reach a consensus on the most suitable solution.

As mentioned earlier, the team also had soft skill objectives. The soft skill development objectives were

- Learning how to speak publicly;
- Learning how to write a technical report;
- Learning how to work in a team.

To accomplish the soft skill objectives, the team worked as a whole and followed some strategies. Public speaking was learnt through presentations in class which were held during the lecture sessions. Good writing habits were developed by preparing write-ups for the presentations given. To achieve team communication, status updates of each team were discussed in class once a week. In order to keep everyone in the team updated with ongoing activity, the team followed an innovative approach of Wiki- based communication where all members of the team use a wiki based website to share their presentations and write ups with the other team members, post weekly logs and also communicate with one another.

Analyses and Findings

School Liaison Team

Survey Findings

The survey was available online from September 25, 2009 to October 9, 2009. The survey was created using Google Docs. It was advertised on IIT Today, an IPRO office e-mail, fliers, and word of mouth.

The survey received 29 total responses, where 24 were students who have taken an IIT Online course, and 5 were faculty members who have taught an IIT Online course. The faculty members surveyed were very familiar with IIT Online with 80% having taught 5 or more IIT Online courses. In contrast, most students (74%) had only taken one or two IIT Online courses.

In querying users about their likes and dislikes of the current system, the SLT sought to determine the features that shouldn't go missing in a new system. The top three features of RealPlayer, IIT Online's video player, liked by students were: the ability to pause and play the video, the ability to view slides and video side-by-side, and the quality of the video. The top three dislikes listed by student respondents were: issues with loading and streaming of the video, poor video quality, and poor video production.

Questions were asked to determine the usefulness of having a separate discussion board(IIT uses Blackboard), which is the current set-up for IIT Online. All of the faculty respondents reported minimal use of the Blackboard discussion board: 3 had never used the discussion board, 2 used the discussion board 1 or 2 times per semester. The majority of student respondents also reported minimal use of the Blackboard discussion board, with the exception of 2 respondents that use the discussion board 7 or more times per week.

Respondent level of satisfaction with the communication channels (discussion board and e-mail) varied widely with most responses (20) coming in the middle range (satisfaction levels 4–7). For the 4 teachers that responded, the average level of satisfaction was a 6. All student respondents provided a response to this question; the average level of satisfaction was 5.33.

Student respondents that were queried for additional communication channels currently available to IIT Online students responded that talking face-to-face (5) and talking by phone (3) were also utilized. Faculty respondents also use the following communication channels: groups like those on Yahoo! and Google (2), the telephone, and mailing lists.

When student respondents were questioned on how they would improve the IIT Online system, the top response was to take away the dependence on the operating system. Faculty responses were sparse, but included: developing courses specifically for online use, using Usenet feeds, being able to view student PowerPoint presentations on the video, conferencing, and improving Blackboard's Digital Dropbox.

The number of surveyed who would prefer Flash over RealPlayer was 25 with 11 of those respondents agreeing strongly; 4 respondents disagreed. Among faculty, all 5 agreed that Flash would be an improvement over RealPlayer with 2 faculty respondents agreeing strongly.

The number of respondents who thought that searching the video using text would be an improvement was 27 with 12 of those respondents agreeing strongly; 2 respondents disagreed. Among faculty, all 5 agreed that searching the video using text would be an improvement with 4 faculty respondents agreeing strongly.

The number of respondents who thought the ability to tie comments to specific times within the video would be a useful channel of communication for IIT Online students was 28 with 15 of those respondents agreeing strongly; 1 respondent disagreed. Among faculty, all 5 agreed that the ability to tie comments to specific times within the video would be a useful channel of communication for IIT Online students with 2 faculty respondents agreeing strongly.

When student respondents were shown a prototype of the system and asked what necessary features might be missing, their top responses were the ability to synchronize the lecture with slides, the ability to download the video, the ability to easily view and access comments, and the ability to view the video. Faculty respondents deemed the following short list of features necessary: speed and course development for the environment.

Please refer to Appendix x from SLT preliminary user questionnaire and Appendix xiii for SLT feature recommendations.

Interview Findings

An informal interview was conducted with Professor Beckman of the Computer Science department. The key points of the informal interview follow.

If the IIT Online interface is all on the Web (he runs Linux) and it isn't too much additional work, Professor Beckman would not mind using it. For his current courses, he is taped by OTS and has no involvement in the production or setup of the video. He also maintains a Google Groups account for discussion, but he will be moving to MailMan, a mailing list program. For our prototype he would like

- to only be e-mailed when a student is asking a question;
- for that question to be linked to the moment in the video;
- to receive only the initial e-mail, not the responses (he would also be open to a daily digest that includes all comment threads).

And because it is a Flash player, he might possibly record his own videos at times.

Professor Beckman expressed interest in being a test volunteer for the spring 2010 semester using his CS 440 course.

User Liaison Team

To determine the efficacy and success of the UI, the ULT conducted a formative evaluation of the UI through user testing on three separate days. The system endured minor modification between each test. Although, it is not desirable to alter systems between tests, it is believed that these minor modifications did not significantly contribute to the overall success of the UI. The same responses were usually observed in all three tests. User testing consisted of a pre-survey (results in Appendix IV, Table 1), then a task sequence for the subjects to complete using the system, followed by a post

survey (results in Appendix IV, Table 2). The pre-survey was used to gauge the users' familiarity with systems similar to our own and to see what sort of features they were expecting prior to a full description of the system. It was also used to justify the metaphors applied in the design of the UI.

The task sequence allowed the team to have the users operate the major functions of the system and report any issues they may have encountered. During the user test, the "think-aloud" protocol was employed in which users were asked to speak what they were thinking as they were using the system. For example, one might say "I am looking for the volume control and wish it were more obvious." This protocol reveals important clues about how participants are thinking of the system [6]. Although the team recorded all of the users during testing, ULT did not have time to listen to the recordings and interpret the needs of the users expressed during this procedure. However, the team performed an informal summative evaluation through group discussion after each user test. These informal discussions proved to be a valuable resource, with many improvements coming from user suggestions and comments.

The majority (by the 80% definition) of users rated the UI easy to use, more excellent than poor, and more satisfying than frustrating. However, nearly half of the users (44%) were indifferent when asked if they found their experience more stimulating than dull. This is undoubtedly an area needing improvement, but thoughts are prevailing as to why this is the case. In the first user test, some of the features that the team intended to have completed were not yet implemented in the system. ULT thinks this may have contributed to lower than desired results as 40% of users from the first user test fell into this category. In addition, the system utilized an introductory Physics lecture from MIT's Open CourseWare. As half of the users were graduate students, the basic educational content of the video may have contributed to a less than stimulating experience. With this said, the team is still unsure as to whether a switch to iitOnline+u is desirable.

When asked if they would remember how to use the system in one month's time, 100% of users rated this as a 4 on a scale from 1 (unlikely) to 5 (likely). No tutorial was given to the users during user testing, and it was found that when solicited in the post-survey, 75% of users did not find the need for a tutorial. The findings show that the team has created an intuitive and easy to use

system. Supporting this claim is the result of 75% of users preferring to use our system over the current IIT Online.

Users were asked to list three things they liked and disliked about the system. The most often liked qualities of iitOnline+u were: 1) simple design, 2) quick commenting, and 3) interaction with the classmates. This last quality is of utmost importance. It was found that the main issue with current online education systems is the lack of interaction amongst fellow classmates and the professor. Our system allows its users to easily and quickly interact with others, pose questions, and receive feedback. The most often disliked qualities of iitOnline+u, surprisingly, dealt with issues somewhat beyond the team's control, namely video quality. Although the video was taken from MIT's Open CourseWare, the quality was not much different than that of the current iitOnline. Commenting features of iitOnline+u help to compensate for this issue in that a user can ask for clarification of unclear segments of video, slightly enhancing the video without altering its physical quality. Other dislikes of iitOnline+u included the inability to sort comments and not being able to scroll using the comment timeline. Although these issues were easily fixed, they were of no less value because fixing the smallest problems improves the overall success of the UI.

Development Team

The DT began the semester with a partially working prototype with a flash-based interface. This prototype was based on the eduKen code from toca LLC. This prototype already contained some of the features listed by SLT and ULT: the ability to stream flash videos, the ability to comment on videos, and the ability to post comments correlated with some time in the video. However, several major problems existed with the prototype. The prototype front-end was written entirely in Flash ActionScript. Any changes to the front-end—adding features or changing the UI design—would have required the team to purchase Adobe Flash developer tools and spend a significant amount of time modifying the eduKen code. The eduKen system is the intellectual property of toca LLC and closed source. Inclusion of the code into the final system would introduce legal and ethical issues. For

example, the source code, even those parts written by IPRO 327 members, could not be freely distributed. After discussion with SLT and ULT, it was decided to move away from the original Eduken prototype while retaining some of its more compelling features.

One of the DT's goals was to implement the UI design created by ULT. An approach which separated the visual elements of the new system from the business logic was desired. The model-view-controller (MVC) paradigm was used to separate the UI front-end from back-end functionality. “In the MVC paradigm the user input, the modeling of the external world, and the visual feedback to the user are explicitly separated and handled by three types of object, each specialized for its task” [7]. The three parts of MVC are as follows: a) the model—the domain specific representation of the data. It usually refers to fields of a database, such as user names, comments, or encrypted passwords; b) the view—the visual components of the system, in our case the visual components of the UI; and c) the controller—the components responsible for responding to user action by making appropriate changes to the model or rendering the appropriate view. The controller is sometimes referred to as the glue holding together the model and view. Using the MVC paradigm as a guide, the DT would be responsible for working on the model while the User Interface team would work on the view, with the controller split between them.

Many Web development frameworks, including the popular Django and Ruby on Rails (<http://rubyonrails.org/>), enforce the MVC design pattern. Having a Web-based system, rather than a traditional desktop application, immediately eliminates many compatibility and accessibility issues. For instance, the most popular Web browsers are available for all the major operating systems. Choosing to develop in a framework and choosing standard libraries for items such as JavaScript further alleviates cross-compatibility issues between commonly-used browsers. The DT chose Ruby on Rails as its Web application framework for several reasons. “The Rails Way” promises accelerated development based on libraries that provide sufficient of pre-built functionalities, and the use of a loosely typed, concise scripting language for the majority of the business logic [8]. Rails actively encourage ease of use for the MVC design pattern through tools to manipulate and easily create models. Scripts called generators can create the basic structure for files, and an interactive Ruby

console can help quickly debug/modify parts of the model. Additional tools for database management and testing are also available. Rails also support plug-ins, allowing users to extend functionality and the DT to do less work. Finally, Ruby on Rails is licensed under the open-source MIT license, allowing application developers to modify, distribute, and sell software built using Rails with the only restriction that the license be redistributed with the software.

Although a default Ruby on Rails installation provides enough functionality, it does not provide a way to stream video content over the internet. The open-source Flowplayer (<http://flowplayer.org/>) was chosen to stream and play Flash videos. Besides being open source, a major incentive to choose Flowplayer over other Flash video players was its scripting support. The scripting support allows the video to be controlled from outside the flash player via JavaScript function calls. This is necessary to implement a YouTube-style annotation system where comments can contain links to particular scenes in the video.

Content hosted on the iitOnline+u system is the intellectual property of IIT and the professors creating said content. It is the responsibility of the IPRO 327 team to protect video lecture content from unauthorized access. With posted comments, system users are able to interact with other users just like in the physical classroom. The system is not anonymous and user accounts are tied to IIT email addresses. The system must therefore make sure that a person using the system is who they claim to be, given that “according to identity theft statistics over 9 million people have their identity stolen each year,” most of the theft occurring online [9]. For these reasons an authentication protocol was created for our system. The authentication system of our Web application is using only a software implementation. It is based on encrypting the user's password and saving it in the database along with the other user information. The encryption of the password is done by the Digest::SHA1 algorithm. Digest::MD5, although still a popular algorithm, was not used because of known vulnerabilities. In order to secure the communication link to the server, the HTTPS protocol is used. This protocol encrypts the information when it is sent and decrypts it at the other end. There is still a possibility of an intruder that might spy on the link between the client and the server. To fix this issue, an SSL certificate must be purchased which ensures that the Web server

is communicating with the client. Using all of these solutions, the IPRO 327 was able to implement a robust Web authentication system.

Conclusions and Recommendations

Based on the SLT's survey responses and interaction with IIT faculty and staff, the following feature recommendations for iitOnline+u were made:

- Video that loads quickly and has no or minimal buffering or streaming issues;
- Video that includes the ability to play, pause, rewind and fast forward;
- A separate window for slides that can be played in sync with the video;
- High quality video that lacks fuzziness and has clear audio;
- Video that is not tied to any one operating system with cross-browser compatibility;
- The ability to download the content as video or audio;
- An e-mail notification system that can be customized by the user with a default setting that will only e-mail the faculty when a question is asked and with no further notifications on that topic. All e-mails should include links that go directly to the point of video in the video that is referenced;
- The ability for faculty to upload their own videos and special content.

Based on SLT's feature recommendations, ULT was able to design a system that implemented all the features stated in the *Purpose and Objectives* section. Since all of the major features identified this semester by the SLT's survey and internal class discussion have been implemented, further development on the user interface should be dependent primarily on the system's reception by the classes using it. Future teams should actively solicit comments and suggestions from users to improve the user interface and act accordingly. Features that have not been implemented this semester but would greatly improve the application include: keyboard commands to control the video playback, updating the comments display in real-time as comments from other users are posted, an administration interface for modifying class membership, editing/deleting comments, and uploading

videos. Work also needs to be done to the codebase to make it more idiomatic, optimized, and cross-browser compatible as none of the ULT members were fluent in JavaScript or Web -development. Finally, iitOnline+u should be subjected to a thorough security analysis, potentially including, but not limited to, full-scale penetration testing.

Based on the results from ULT's user testing, it can be said that the team developed a successful user interface. Much information was gathered during user testing and it was found that the majority (by our definition) of users have rated the UI easy to use, more excellent than poor, and more satisfying than frustrating. However, nearly half of the users (44%) were indifferent when asked if they found their experience more stimulating than dull. Results indicate that the team has also created an intuitive system and 75% of users would prefer to use our system over the current IIT Online system.

Using an MVC framework allowed development to be distributed between the ULT and DT. ULT created the system's user interface (views) while the development team worked on the system's back-end (model and controller).

Future work should be focused on adding features and integrating the system with IIT's infrastructure. Possible features to add include a settings page for users, multiple language support, keyboard shortcuts, and support for mass upload of slides and videos. To integrate with IIT, the system will need to be modified to authenticate users using IIT's data store rather than a local database. The system will also need to be capable of accepting videos in Real format and converting them to Flash video, because all IIT Online lectures are recorded in Real format.

While a continuation of IPRO 327 could address this future work, the remaining tasks may be too small in scope for an IPRO. The system will need to be deployed and tested in a classroom long before it is integrated with IIT's infrastructure, so a continuing IPRO would be limited to developing new features. Regardless of whether it comes from the IPRO or another source, development work should be done on iitOnline+u to implement remaining important features.

References

- [1] U.S. Department of Education, National Center for Education Statistics (2008). *Distance Education at Degree-Granting Postsecondary Institutions: 2006-07*.
- [2] Instructional Technology Council. 2008 Distance Education Survey Results, Tracking the Impact of eLearning at Community Colleges.
- [3] Barger, D Gupta, A, Gruding, J and Sanocki, (1999). Annotations for streaming video on the Web: system design and usage studies. Proc. Eighth Int. *World Wide Web Conference*, 61-75.
- [4] Lieberman, Ben. *UML Activity Diagrams: Versatile Roadmaps for Understanding System Behavior*. Washington D.C.: Blueprint Technologies, 2001.
- [5] Terry, J.P. *Creating Graphically Effective Form Design*. San Jose, CA: Adobe Systems Inc., 2007.
- [6] Rubin, Jeffrey. *Handbook of Usability Testing: How to Plan, Design, and Conduct Effective Tests*. Hoboken, NJ: Wiley, 1994.
- [7] Burbeck, Steve (1992). *How to use the Model View Controller*. Retrieved October 12, 2009, from <http://st-www.cs.illinois.edu/users/smarch/st-docs/mvc.html>.

[8] Shaffer, Joshua (2009). *Ruby on Rails*. Retrieved October 4, 2009, from <http://ipro327aut09.pbworks.com/f/iproresentation.odp>

[9] Donchev, Alexander S (2009). *Web Authentication*. Retrieved October 19, 2009 from <http://ipro327aut09.pbworks.com/f/Writeup+v0.1.doc>

Appendices

Section	Page
Team Members	ii
Expenditures	iii
An Introduction to MRAS	iv
MRAS: An Insightful Failure	vi
School Liaison Team Survey	x
School Liaison Team Feature Recommendations	xiii
User Liaison Team Flow Diagram	xxxii
Initial Interface Mock-up	xxxiii
Prototype Interface	xxxiv
Raw Data from User Testing	xxxv
iitOnline+u Deployment Plan	xxxvi

IPRO 327 Team Members

Karthik Dhagam, Electrical Engineering

Alexander Donchev, Computer Engineering

Sergio T. Homawoo, Mechanical Engineering

Alexander Litas, Computer Science

Anton Orlichenko, Electrical Engineering

Christian Osswald, Biomedical Engineering

Jason Petsod, Physics

Ori Rawlings, Computer Science

Joshua Shaffer, Electrical Engineering

Antoinette Smith, Professional and Technical Communication

Andrew Yates, Computer Science

Expenditures

Line Item	Budget Section	Price
Pizza for user testing	Incentives	\$141.29
Headsets for user testing	Miscellaneous	\$53.63
	Total	\$194.92

An Introduction to MRAS and Its Relationship to IPRO 327

The Microsoft Research Annotation System (MRAS) is a Web-based server/client application. The objective of this paper is to introduce the MRAS system and its practical implementation in an educational environment. The goal is to make sure that the IPRO327 problem is well understood and certain ideas for the needed system in this project are introduced. The information presented here is gathered from the paper “Annotations for Streaming Video on the Web: Design and Usage Studies” [1]. The presentation will go in the following order: introduction, importance, structure and functionality, experiments and results, and conclusion.

The MRAS prototype is created for an asynchronous collaboration through the annotation of video media. The system has many characteristics that are needed in order to complete the IPRO project. The basic goals are to create a system for online learning that is Web-based and allows the annotation of the media that is presented in the online learning process. This environment must be well structured for each of the different groups of clients such as: students, teacher assistants and instructors. MRAS provides the end client with a Web-based framework. Simply, everything is accessed through a Web page that communicates with the media, annotation and email servers. Figure 1 in the slides shows a diagram of the structure and the different protocols for communication in between.

Due to the fact that this project is in its starting phase a simpler diagram (Figure 2 in the slides) is created as a proposal for the basic structure of an annotation system. The idea behind it is similar to the MRAS system but simplified. The end user connects to the web server. The web server uses Rails framework to provide email communication, access to media and annotation database. The Rails application which is the actual web page has its own database which can be used for storing user credentials and tabulated information for linking the annotations to the media.

Back to the MRAS system, MRAS provides the basic functionalities for an annotation system. The prototype is made to annotate videos. There are two ways of annotating provided, annotation through text and annotation through audio. The Annotation Meta Data Server stores the user authentication credentials and the user groups. Adding, positioning, organizing and sending annotations through email are the first functions that are introduced. Adding an annotation to the video file is simple to a certain extent. While watching a video the user will click on the “Add” button present in the toolbar (Figure 3 in the slides). A window divided into three parts appears on the screen (Figure 4 in the slides). The first part is named as “Target”, starting with the URL of the video file (not necessary for the user) and the progress bar of the video file indicating the time when the “Add” function was accessed. This progress bar allows the user to select not just a position for his/her annotation

but a time period. The next group is labeled “Annotation” and holds the Annotation set value, an option to email the annotation, a text field for the summary and the actual annotation. The annotation type is specified at the bottom with a radio button.

The next function provided is to search for annotations. The user needs to specify the file, then the target period in which the annotations exist and so on as Figure 5 in the presentation shows. All the possible ways for searching are included in the Query Annotations window. The found annotations are shown in the View Annotations window (Figure 6 in the slides). Another way to get to this window would be to click on the MRAS toolbar on the “Show annotations” button while the user is watching a video file. The items that are in red in the view window show the nearest annotations to the time of the video at which the user submitted the query. Intuitively, the balls represent the text annotations and the loud speakers the audio annotations. The user has the possibility to play the video from the annotation timestamp, can reply to the annotation by either audio, text or both or can open the annotation. According to the credentials possessed the user can delete and edit an existing annotation.

The research team at Microsoft conducted two studies where they put a few users to work with the MRAS system. The first study was composed on six participants that were divided into two equal groups. Their objective was to watch a video and take notes. For the first half of the video three users were using pen and paper and the others used the MRAS annotation system. In the second half they switched roles. The results were quite interesting: the MRAS system made the participants change the way they take their notes. The hand written notes did not make much of a sense except for one user who recorded the time for each of his note (a user that firstly used the MRAS and then took notes on paper). Learning of the material was not measured by the Microsoft Research Team.

The second study involved 18 participants and the objective was to create a learning environment in which users share their annotations and reply to others, creating a threaded discussion. The text annotations were slightly preferred over the audio ones. Knowing that this research was conducted more than 10 years ago, it could be assumed that today everyone would prefer the text annotation type due to the ways of communication (instant messaging, cell phone text messages). A study conducted among college students shows that: “When asked which method they preferred, 59% of respondents said [SMS texting](#), 17% said phone calls, 9% said IMs, and an abysmal 7% said e-mail. Curiously, [social networking](#) websites weren't named. You'd better bet those'd rank highly too.”[2] Another interesting result that can be seen in the study is that the addition of annotations increased over time and so the annotation replying. This trend can be seen on Figure “Subject Sequence” [1].

The MRAS prototype and research shows that an online learning can become as beneficial as participating in a class room, and in certain instances create a better learning environment. This prototype is a great source of ideas for the IPRO327 project. It is certainly a quite complicated system, the future goal would be to extract the best ideas and combine them with the research conducted for the IPRO in order to create a final working product in a timely fashion.

References

[1] Barger, D., Gupta, A., Grudin, J., Sanocki, E. Annotations for Streaming Video on the

Web: Design and Usage Studies (Sept. 1998), available at <http://research.microsoft.com/en-us/um/redmond/groups/coet/mras/www8/paper.htm>

[2] Axon, S., College students overwhelmingly prefer text messages to phone calls, e-mail, and IMs (Mar 2009), available at <http://www.obsessable.com/news/2009/03/30/college-students-overwhelmingly-prefer-text-messages-to-phone-calls-e-mail-and-ims/>

Microsoft Research Annotation System (MRAS): An Insightful Failure

Ori Rawlings orawling@iit.edu

September 14th, 2009

Introduction

Between 1998 and 2001, work had commenced on the Microsoft Research Annotation System (MRAS) [1]. Today, this system is considered a failure by its creators, although, the history of the product and the insight gained by its creators [2] will shed light on to the path faced by our team. The MRAS story will help us to predict and overcome pitfalls before we encounter them.

Aim

The MRAS application was designed to facilitate the process of asynchronous education. A student would log on to the system and watch a recording of a lecture. Alongside the lecture, the professor's slides would appear. Also alongside the lecture video, other students' notes, comments, questions, responses, or annotations would appear. The student can click on the slides or the various annotations to "seek" to the corresponding time in the lecture video. The student can post additional questions, comments, responses, etc., and link the additional annotation with a time in the audio-video stream. Other users, including the TA, professor, and selected students are notified via email that new annotations have been added to the lecture, thus allowing them to log on and post a response.

Initial Implementation and Early Revisions

The system was initially implemented in 1998. A general-purpose user interface (UI) was developed allowing users to watch the video, and add both text-based and audio annotations. The email-based

notification system was also included in the system.

Studies were performed that compared the annotation system to traditional pen and paper note-taking. Additional experiments were conducted that studied users' activity with the system and the effects of sustained discussion. Feedback was gathered on the user interface.

MRAS was modified so that videos, slides, and annotations could all be configured within a webpage, while simultaneously adhering to the look-and-feel of that page. Extended studies also found a lack of interest in audio annotations. The system quickly evolved to include options to limit the types of media users can submit as annotations.

Field Studies

C Programming Courses

C Programming courses were taught internally at Microsoft to train interested employees. These courses were video-tapped and offered as an on-demand course using the MRAS application. Students only met face to face at the beginning and end of the course, and used MRAS for everything in-between. Professors and students cited a convenience in the system, but the lecturers missed interaction with students. Students also cited that they were able to ask less question than they would have otherwise, because they were able to see responses to other students questions.

Several problems were discovered. A programming course features many online demos, unsuitable for easy consumption via a single video camera filming a professor during lecture. To compensate, demos were filmed separately after lecture and added to MRAS as video annotations. One student complained about the "Discussion" not accurately capturing the place to ask questions. Thus the tab was changed to "Questions".

One serious problem was noted. Asynchronous participation allowed some students to procrastinate in watching the lectures. This hurt everyone. Overall discussion was reduced due to the limited time to ask and respond to questions once the stragglers had gotten around to watching the video.

The system was expanded to facilitate in small-group projects as a collaboration device. It worked well, but the study found a new feature request, the ability to link to other annotations. This functionality was added.

The system was also expanded to allow for quizzes to be administered via annotations. A question is presented to the user. Once the user has submitted a response the question, the annotation is linked to the place in the video explaining the correct answer.

Usability Engineers

Usability engineers collect video clips of user reactions or comments and present these reactions to a product team. The MRAS system was hypothesized to prove effective at facilitating this task.

This introduced a conceptual shift in the software. Annotations are to be presented in a certain order determined by the usability engineer, not in a sequence corresponding to the timeline of a single video. Thus the MRAS software was expanded to support the construction of playlists. Playlists are an ordered sequence of annotations occurring across one or more videos. This worked fine for supplementing a slide presentation during a meeting. Yet team member responses to the playlist during the live meeting are not captured by the system, and usability engineers decided not to use the system for this task.

The usability engineers like to distribute their annotations and video clips via email with team members. The MRAS software was also hypothesized to help with this task. Although, the usability engineers also found little use for the system here, as clips and annotations are best distributed as part of larger documents. Thus, the MRAS system was expanded to allow embedding inside of

Word Documents.

Shakespeare

A professor at MIT desired to use the MRAS system to allow students to compare and contrast filmed performances of Shakespeare plays.

In order to accommodate this task the MRAS application was modified again. This time a second video player was added along with additional controls for fine-grained manipulation of video playback.

Modifying this supposedly general-purpose application proved to be substantial work. And ultimately, the work performed is unlikely to be usable by other courses and situations.

Goodbye Application, Hello Platform

A single interface for multimedia annotations proved inadaptable to various domains without significant, often times, incompatible modifications. This motivated the revamping of the MRAS work into a platform. Rather than a rigid application needing constant modification for deployment, new work focused on creating a multimedia annotation platform on top of which a variety of end interfaces could be placed.

The distilled requirements for the platform included support for creating, saving, retrieving, and deleting annotations among other common activities; the ability to customize end interfaces, the ability to extend annotation schema (add new data to annotations), providing storage flexibility, the ability to generate annotations of any media type on source content of any other media type, and providing compatibility between annotations created on any end interface being compatible with any other end interface.

This resulted in the creation of a simple API that supports all of the common annotation functions needed by a system. The API provides a client runtime and object model that abstracts the storage and retrieval details of the back-end.

Conclusion

I'd like to share one long quote in particular that illustrates the whole point of the paper relatively concisely:

“The scientific ideal is that if studies are well-designed, we learn from any outcome. It is well known, however, that it is difficult to publish “negative results.” Yet if we do not, other researchers will follow down the same path. This is true of systems research. If only one in five efforts succeeds and we only report the success, others will probably repeat the futile four. Even worse, if we report apparent successes immediately, before time allows a more sober assessment, we create overly rosy views that will lure future researchers into dead ends.”

As system researchers, what we as an IPRO group need to take away is that, if we do not carefully evaluate our choices, we can and will be lured down a path failure. We need to deeply consider the experience the MRAS team endured. If we expect our work to result in success we need to understand the mistakes made by the MRAS team.

So what things did the MRAS team do wrong (that we can learn from)? How did they rectify those errors?

The MRAS team made a poor assumption that it was possible to build a simple, easy to use, general purpose annotation application. What they found was that each and every domain that engages in annotation has specific requirements. Some of these requirements are incompatible with the requirements of other domains, thus necessitating heavy modification of the system each time it is deployed.

The MRAS team rectified their error by abandoning the idea/hope that they could build a general purpose application, and instead realized that they could indeed build a general-purpose platform. By distilling the various requirements of different domains, a single, reusable platform could be utilized by a variety of customers.

So what does this mean for us? What should our plan of action be?

We need to evaluate the needs of our software, both within and outside of our specific IPRO. We need to answer the question, does it make more sense to build an application or a platform?

A platform will make the system more adaptable to changing needs and external requirements. A platform will present both the User Liaison and School Liaison teams with the most flexible system, facilitating their task of fulfilling user needs. With this flexibility the User Liaison team is able to make a potential greater variety of user interface designs in the quest to discover something optimal for our users. With a platform, the User Liaison team would never need to make a choice between a quality user experience and technical limitations. For the School Liaison team a platform could potentially make the integration of our system with IIT systems an easier task. A platform approach will also allow the system to adapt to varying requirements posed by school administration. A platform also increases the reusability of our system by other developers looking to deploy similar functionality.

An application might make the implementation of the back-end of the system more straight-forward. An application approach may also streamline the architecture of the system and increase overall performance.

What the team as a whole needs to know now, is the current approach of the system. At this point, I think Andrew should give a presentation outlining the system architecture in detail, how the components interact, and demonstrate to us the current flexibility and generality of the system. At that point we will be able to make an informed decision about what direction we should head, taking into consideration what will be best for both the various teams, current users, school administration, and future users of the product.

References

1. David Barger, Anoop Gupta, Jonathan Grudin, and Elizabeth Sanocki, Annotations for Streaming Video on the Web: System Design and Usage Studies, In Proc. WWW Conference, 1999, <http://research.microsoft.com/en-us/um/redmond/groups/coet/mras/www8/paper.htm>
2. J. Grudin and D. Barger. Multimedia Annotation: An Unsuccessful Tool Becomes a Successful Framework. Communication and Collaboration Support Systems. K. Okada, T. Hoshi, and T. Inoue (Eds.). Ohmsha publishers. 2005.

PRO 327—A VIDEO ANNOTATION AND INDEXING SYSTEM
PRELIMINARY USER QUESTIONNAIRE

1. **In regards to IIT Online, which role(s) would best describe you?**
 I am a student that is currently taking and/or has taken IIT Online courses.
 I am a professor that is currently teaching and/or has taught IIT Online courses.

2. **How many IIT Online courses have you taken and/or taught? Include courses that you are currently taking and/or teaching. (Select one.)**
 1-2
 3-4
 5+

3. **One of the features of the current IIT Online system is the ability to watch videos of the lecture online using RealPlayer.**

Name three things you like about this feature.	Name three things you dislike about this feature.
1.	1.
2.	2.
3.	3.

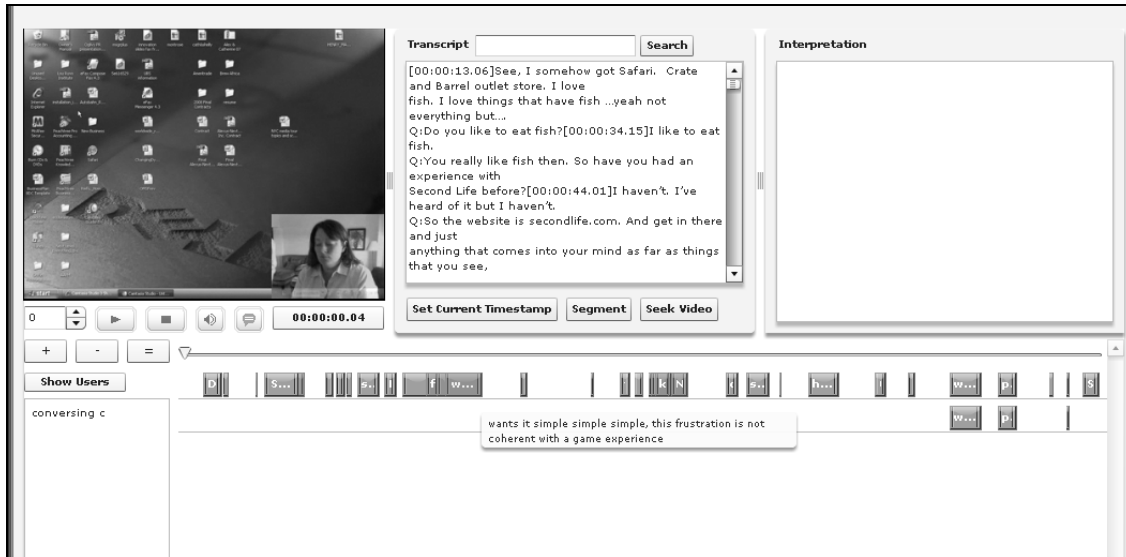
4. **Thinking of your IIT Online experience overall, how often do you typically use the Blackboard discussion board to communicate with students and/or professors? (Select one.)**
 1-2 times per week
 3-4 times per week
 5-6 times per week
 7+ times per week
 I have never used the Blackboard discussion board

5. **On a scale from 1-10 where 1 is “Extremely dissatisfied” and 10 is “Extremely satisfied”, how would you rate your level of satisfaction with the communication channels (i.e., Blackboard discussion board, e-mail) available to you as an IIT Online student?**

_____ (Write a number between 1 and 10.)

6. **The above question assumes that the Blackboard discussion board and e-mail are the only ways for professors and students to communicate in an IIT Online course. Do other channels of communication exist? If yes, please list them in the space below.**

7. If you were given a mission to improve the IIT Online system, what would you change?
(Write in space below.)



The above graphic depicts Prototype A, a system that features:

- Flash-based video (think: YouTube)
- Searchable transcript of the video
- The ability to post comments that are connected to a specific time within the video

All of the above features are contained within one browser window.

Thinking of your likes and dislikes of the current IIT Online system's video and communications features...

8. Would a Flash-based video be preferable to a RealPlayer video? (Circle one.)

Yes No

9. In your opinion, is the ability to search the video using a text transcript an improvement to the current IIT Online system? (Circle one.)

Yes No

10. In your opinion, would the ability to tie comments to specific times within the video be a useful channel of communication for IIT Online students?

Yes No

School Liaison Team Feature Recommendations for iitOnline+u

The School Liaison team sought to determine the features necessary for iitOnline+u through an online questionnaire and face-to-face interviews with IIT faculty and staff.

IIT Online Questionnaire

The questionnaire was available online from September 25, 2009 to October 9, 2009. The questionnaire was advertised on IIT Today and in an e-mail from the IPRO office. Karthik Dhagam, school liaison team leader, and Chris Osswald, user liaison team member, also solicited responses from fellow students in their online courses.

What is your experience with IIT Online?

The questionnaire received 29 total responses, 24 were students who have taken online courses at IIT, and 5 were faculty who have taught online courses at IIT.

How many IIT Online courses have you taken and/or taught? Include courses that you are currently taking and/or teaching.

Of the faculty, 4 have taught 5 or more online courses at IIT, 1 has taught 1 or 2 courses. Of the students, 17 have taken 1 or 2 courses, 5 have taken 3 or 4 courses, and 1 has taken 5 or more courses. Figure 1 shows the total responses among faculty and student respondents.

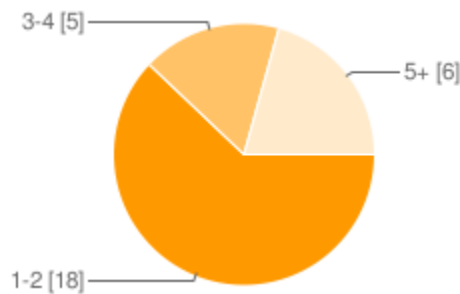


Figure 1. IIT Online courses taken or taught by IIT Online students and faculty.

One of the features of the current IIT Online system is the ability to watch videos of the lecture online using RealPlayer. List three things you like about this feature. List three things you dislike about this feature.

The features of RealPlayer liked by student respondents are shown in Table 1. The top 3 features liked by students was the ability to pause and play the video, the ability to view slides and video side-by-side, and the quality of the video. Full responses can be found in the Appendix.

Feature	Responses
Pause/Play	9
Synchronous slides and video	7
Video quality	6
Convenience	5
Available online	5
Replay	4
Brand confidence	3
Free	2
Video/slide swap	1
Simple/easy to use	1
Downloadable video	1
Ability to adjust column	1
Ability to learn from instructor	1

Table 1. Features of current video player liked by IIT Online students.

The features of RealPlayer liked by faculty are shown in Table 2. Full responses can be found in the Appendix.

Feature	Responses
Convenience/Availability	3
Synchronous slides and video	1

Table 2. Features of current video player liked by IIT Online faculty.

The features of RealPlayer disliked by student respondents are shown in Table 3. The top three dislikes listed by student respondents were issues with loading and streaming of the video, poor video quality, and poor video production. Full responses can be found in the Appendix.

Feature	Responses
Video loading/streaming	10
Video quality	6
Video production	6
Sound quality	5
Playback	5
The brand	4
Operating system compatibility	4
Inability to download video	4
Limited capabilities	3
Miscellaneous technical issues	3
Other	2
Interface	2
Inability to view all elements being used by instructor	1
Inability to access videos after course completed	1
Lack of standard usage	1

Table 3. Features of current video player disliked by IIT Online students.

The features of RealPlayer disliked by faculty are shown in Table 4. Full responses can be found in the Appendix.

Feature	Responses
Videos listed by week	1
Inability to download video	1
Inability to download audio	1
Viewable size	1
Ability to view previous course videos	1
Lack of video annotation	1
Video quality	1
The brand	1
Taping restrictions	1
Video loading	1

Table 4. Features of current video player disliked by IIT Online faculty.

Thinking of your IIT Online experience overall, how often do you typically use the Blackboard discussion board to communicate with students and/or professors?

All of the faculty respondents reported minimal use of the Blackboard discussion board; 3 had never used the discussion board, 2 used the discussion board 1 or 2 times per semester.

The majority of student respondents also reported minimal use of the Blackboard discussion board, with the exception of 2 respondents that use the discussion board 7 or more times per week. A pie chart of the student responses is shown in Figure 2 below.

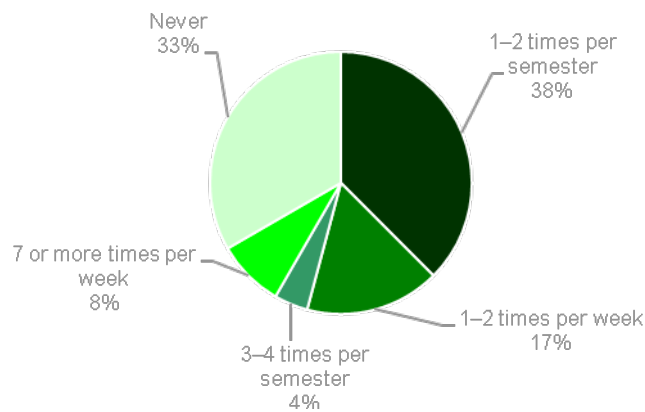


Figure 2. Blackboard discussion board use among IIT Online students.

How would you rate your level of satisfaction with the communication channels (i.e., Blackboard discussion board, e-mail) available to you as an IIT Online student?

Respondent level of satisfaction with the communication channels (discussion board and e-mail) varied widely with most responses (20) coming in the middle range (satisfaction levels 4–7). Figure 3 illustrates and Table 5 lists the data collected from the questionnaire. For the 4 teachers that responded, the average level of satisfaction was a 6. All student respondents

provided a response to this question; the average level of satisfaction was 5.33.

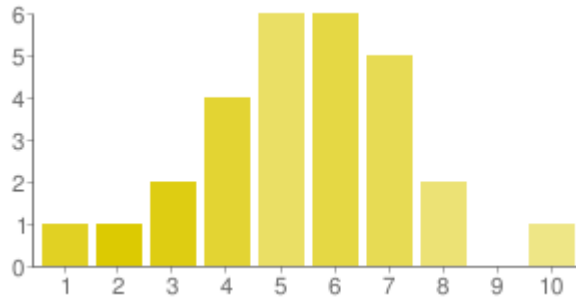


Figure 3. Level of satisfaction with IIT Online communication channels among students and faculty.

	Level of satisfaction	Responses	Percentage of responses
Extremely dissatisfied	1	1	4%
	2	1	4%
	3	2	7%
	4	4	14%
	5	6	21%
	6	6	21%
	7	5	18%
	8	2	7%
	9	0	0%
Extremely satisfied	10	1	4%

Table 5. Level of satisfaction with IIT Online communication channels among students and faculty.

The above question assumes that the Blackboard discussion board and e-mail are the only ways for professors and students to communicate in an IIT Online course. Do other channels of communication exist? If yes, please list them in the space below.

Student respondents that were queried for additional communication channels currently available to IIT Online students responded that talking face-to-face (5) and talking by phone (3) were also utilized. Faculty respondents also use the following communication channels: groups like those on Yahoo! and Google (2), the telephone, and mailing lists. See the Appendix for the complete set of responses.

If you were given a mission to improve the IIT Online system, what would you change?

When student respondents were queried on how they would improve the IIT Online system, the top response was to take away the dependence on the operating system; additional responses are listed in Table 6. Faculty responses were sparse, but included: developing courses specifically for online use, using Usenet feeds, being able to view student PowerPoint presentations on the video, conferencing, and improving Blackboard's Digital Dropbox. Complete responses can be seen in the Appendix.

Improvement	Responses
Operating System dependence	4
Q&A window/better discussion board	3
Video quality	3
Customization/Ease of use	3
More interactive	3
Download lectures	2
More interaction with professor	2
Standardized teaching	2
Ability to listen to class discussion	2
Download lectures	2
More interaction with professor	2
Flash video	1
Zoom in/zoom out	1
Availability	1
Video player that doesn't open in browser	1
Course availability	1
Third-party/alternate existing system	1
Password change	1
Ability to view multiple channels	1
Live lecture streaming	1

Table 6. How IIT Online students would improve the IIT Online system.

Would a Flash-based video be preferable to a RealPlayer video?

When shown a prototype of the system, the number of respondents who would prefer Flash over RealPlayer was 25 with 11 of those respondents agreeing strongly; 4 respondents disagreed. Among faculty, all 5 agreed that Flash would be an improvement over RealPlayer with 2 faculty respondents agreeing strongly. Overall responses are illustrated in Figure 4.

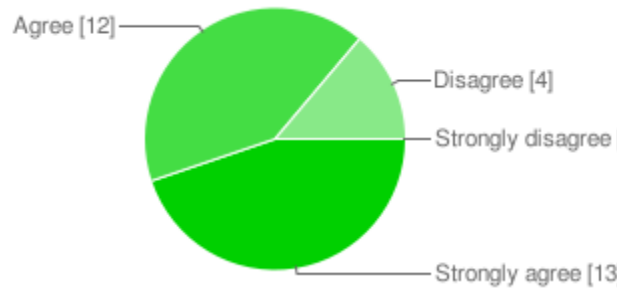


Figure 4. IIT Online student and faculty that would prefer Flash over RealPlayer.

In your opinion, is the ability to search the video using a text transcript an improvement to the current IIT Online system?

When shown a prototype of the system, the number of respondents who thought that searching the video using text would be an improvement was 27 with 12 of those respondents agreeing strongly; 2 respondents disagreed. Among faculty, all 5 agreed that searching the video using text would be an improvement with 4 faculty respondents agreeing strongly. Overall responses are illustrated in Figure 5.

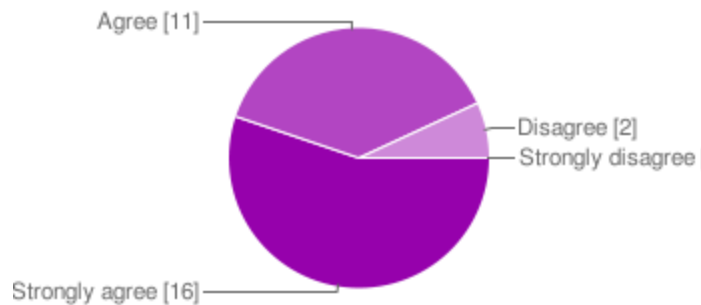


Figure 5. IIT Online students and faculty thoughts on whether the ability to make text searches on video would be an improvement.

In your opinion, would the ability to tie comments to specific times within the video be a useful channel of communication for IIT Online students?

When shown a prototype of the system, the number of respondents who thought the ability to tie comments to specific times within the video would be a useful channel of communication for IIT

Online students was 28 with 15 of those respondents agreeing strongly; 1 respondent disagreed. Among faculty, all 5 agreed that the ability to tie comments to specific times within the video would be a useful channel of communication for IIT Online students with 2 faculty respondents agreeing strongly. Overall responses are illustrated in Figure 6.

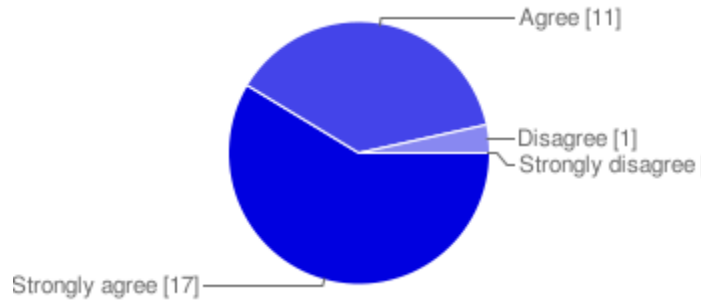


Figure 6. IIT Online students and faculty thoughts on usefulness of tying comments to video.

If Prototype A were to replace the current IIT Online video system, what necessary features would be missing?

When student respondents were shown a prototype of the system and asked what necessary features might be missing, their top responses were the ability to synchronize the lecture with slides, the ability to download the video, the ability to easily view and access comments, and the ability to view the video. Additional student responses are shown in Table 7. Faculty respondents deemed the following short list of features necessary: course development for the environment and speed. Full responses for students and faculty can be found in the Appendix.

Feature	Responses
Lecture/slide sync	3
Downloadable	2
Ease/availability of comments	2
Ability to view video	2
Comment search	1
Play video with Internet	1
Speed	1
Compatibility	1
Cooperation from professors	1
Chapters in video	1
Comprehensive views	1

Table 7. Necessary prototype features as determined by IIT Online students.

Interview with IIT Online Professor

Karthik Dhagam and Antoinette Smith conducted an informal interview with Professor Beckman of the computer science department. Professor Beckman was recommended by John Salt, quality control technician for IIT Online Technical Services (OTS) as a top faculty user of IIT Online courses. The key points of the informal interview follow.

If the IIT Online interface is all on the web (he runs Linux) and it isn't too much additional work, Professor Beckman wouldn't mind using it. For his current courses, he is taped by OTS and has no involvement in the production or setup of the video. He also maintains a Google group account for discussion, but he will be moving to MailMan, a mailing list program. For our prototype he would like

- To only be e-mailed when a student is asking a question
- For that question to be linked to the moment in the video
- To only receive the initial e-mail, not the responses (he would also be open to a daily digest that includes all comment threads)

And because it is a Flash player, he might possibly record his own videos at times.

Professor Beckman would be interested in being a test volunteer for the spring 2010 semester using his CS 440 course.

Recommendations

Based on the questionnaire data and the insight gleaned from an interview with IIT Online instructor Professor Beckman, the School Liaison team makes the following feature recommendations for the iitOnline+u system

- Video that loads quickly and has no or minimal buffering or streaming issues
- Video that includes the ability to play, pause, rewind and fast forward
- A separate window for slides that can be played in sync with the video
- High quality video that lacks fuzziness and has clear audio
- Video that is not tied to any one operating system with cross-browser compatibility
- The ability to download the content as video or audio
- An e-mail notification system that can be customized by the user with a default setting that will only e-mail the faculty when a question is asked and with no further notifications on that topic. All e-mails should include links that go directly to the point of video in the video that is referenced.
- The ability for faculty to upload their own videos and special content.

These feature recommendations are independent of the core features of the system. The School Liaison team assumes these core features—the ability to leave comments, the ability to search for comments, the ability for all course participants to view the comments, the ability to timestamp a comment—will be included in the system, especially since many of them were mentioned favorably by at least one questionnaire respondent.

These features were chosen based on the responses that were most consistently voiced by respondents and the input of Professor Beckman. Professor Beckman's suggestions were given additional weight due to his experience teaching online courses and his interest in being a test case for the spring 2010 semester.

The School Liaison team is not against any of the additional feature recommendations made by faculty or staff that was not listed as part of our final recommendations, but we believe that in the interest of time and with the lack of consistency with which many of these recommendations were voiced, these features are best left to be implemented in a future IPRO.

Appendix

On the following pages are all of the responses left to the open-ended questions in the survey.

CHANGES NEEDED IN CURRENT IIT ONLINE SYSTEM

Faculty

- Course development (for online)-

-1-

courses should be developed specifically for the online environment, instead of just capturing the old teacher at blackboard format. this is not a comment for iit online, but for the academic colleges.

-Usenet feeds-

-1-

I would add usenet feeds. They can be accessed in many different ways, so as to not lock you into using blackboard.

- View student PowerPoint presentations-

-1-

An easy way to present student presentations as video using PowerPoint

-Conferencing-

-1-

Create a conference hook-up so people can talk with each other in groups or individuals. Also, add feature to view a screen while in the conference. Viewing each other is not that necessary. Could use Net-Meeting or Second Life features.

-Conf w/screen-

-1-

Create a conference hook-up so people can talk with each other in groups or individuals. Also, add feature to view a screen while in the conference. Viewing each other is not that necessary. Could use Net-Meeting or Second Life features.

-Improve digital dropbox management-

-1-

Some features of the blackboard such as organizing the dropbox, marking submissions to the drop box etc.

FEATURES MISSING FROM PROTOTYPE A

Faculty

-Course development-

-1-

course developed for the environment

-Speed-

-1-

Quick response, as it might get slower

-General-

-1-

Unsure. I am currently editing my files using Camtasia and syncing up the video of myself with the PowerPoint. This file could be used on YouTube if I produced it that way. This is for Com 580 - Communicating Science

Students

- Lecture/slide sync-

-1-

Synchronization of slides and lecture

-2-

view of notes/ powerpoint slides alongside the video

-3-

The lecture notes/slides would still need to be tied to the lecture as well. I'm not sure beyond that from just a screen shot.

- Ability to view video -

-1-

not being able to open the video in real player

-2-

I can't view Flash player videos at my work. Options for alternate video styles are needed. Not all library, work, and personal computers are supplied with RealPlayer and/or Flash players.

- Play video w/internet -

-1-

ability to play video w/ internet

- Speed -

-1-

The speed of loading

- Compatibility -

-1-

make sure positioning is correct and that the system works across all browsers and operating systems

- Cooperation from professors -

-1-

well the teacher would need to comment the video and not alot would do it i think. This is because it would be a timely manner unless they were organized enough to make it easy on themselves

- Comprehensive views -

-1-

The ability to see everything at once.

-Chapters-

-1-

Chapters in the video to define where the lecture switches focus from one topic to another.

End of survey comments

-1-

If it is about the IIT online system in total.. then please read below..

A lot. I believe that there is no integration with the different portals/channels of IIT. What i mean is one account should reflect everything. for e.g. There should be one and only one calender and not different calenders like the email calendar and my iit calendar and then the blacboard calendar.

Also the calendars should be synchronized automatically with the events pertaining to the student. e.g. A student should be able to view all the important dates and deadlines for his/her account at the beginning of the semester according to the registered courses and not have to create a planner or

events manually. e.g. calendar should show that one has an exam coming up or a presentation is due in the near by date and things like that. Thinking of just calendar synchronizing there are tons of ideas that i have only if anyone wants to take a serious look at it.

One of the major disadvantage of the system is that it is not being used by the professors. A student would look forward to a system only if professors use them, i mean if they post grades, put up assignments, labs and etc. Else student have no motivation whatsoever to use them.

Discussion board interface too isnt very friendly as compared to other discussion boards available in the industry. A student should be able to create his/her own discussion forums with friends regardless in the class or outside as long as the other person has an iit account. this will allow friends of same class but different sections to communicate. Also allow for uploading and viewing doc files in the discussion. Or add a chat feature to it.

With the advancement of technologies, and IIT being a tech school, the level of technology systems and its integration is really poor or requires a lot changes. After all shouldnt a tech school be setting an example by providing the services that are a class apart.

-2-

In the time specific comments, it would be nice if instructors would relate examples done in class to specific problems in the book.

-3-

online streaming videos can never be perfect, but the current system needs great improvement in the ability to play and load correctly and fast.

-4-

Flash based video lectures would be bad

-5-

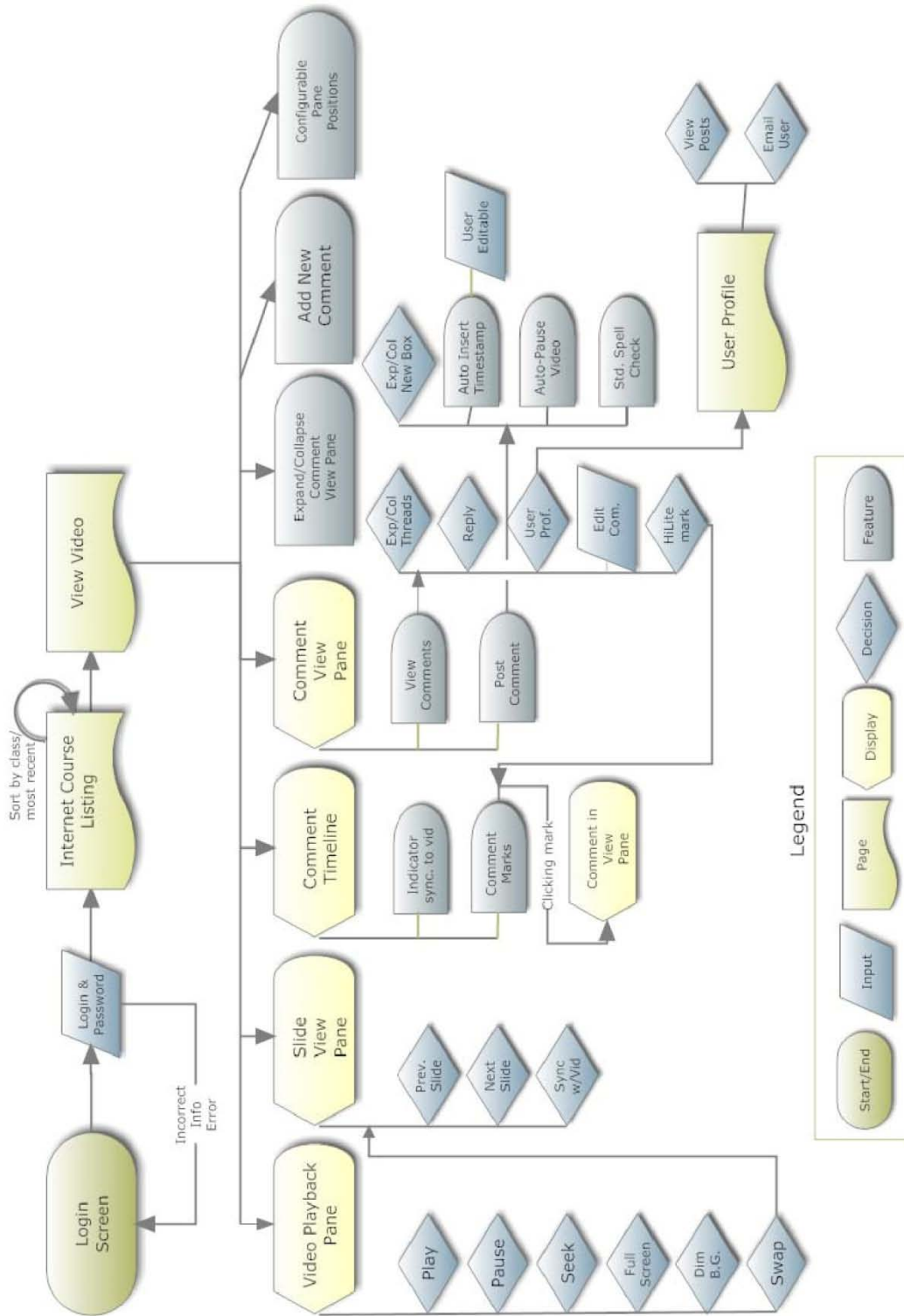
IIT Online and its videos are a great tool and I believe more should have and use them.

-6-

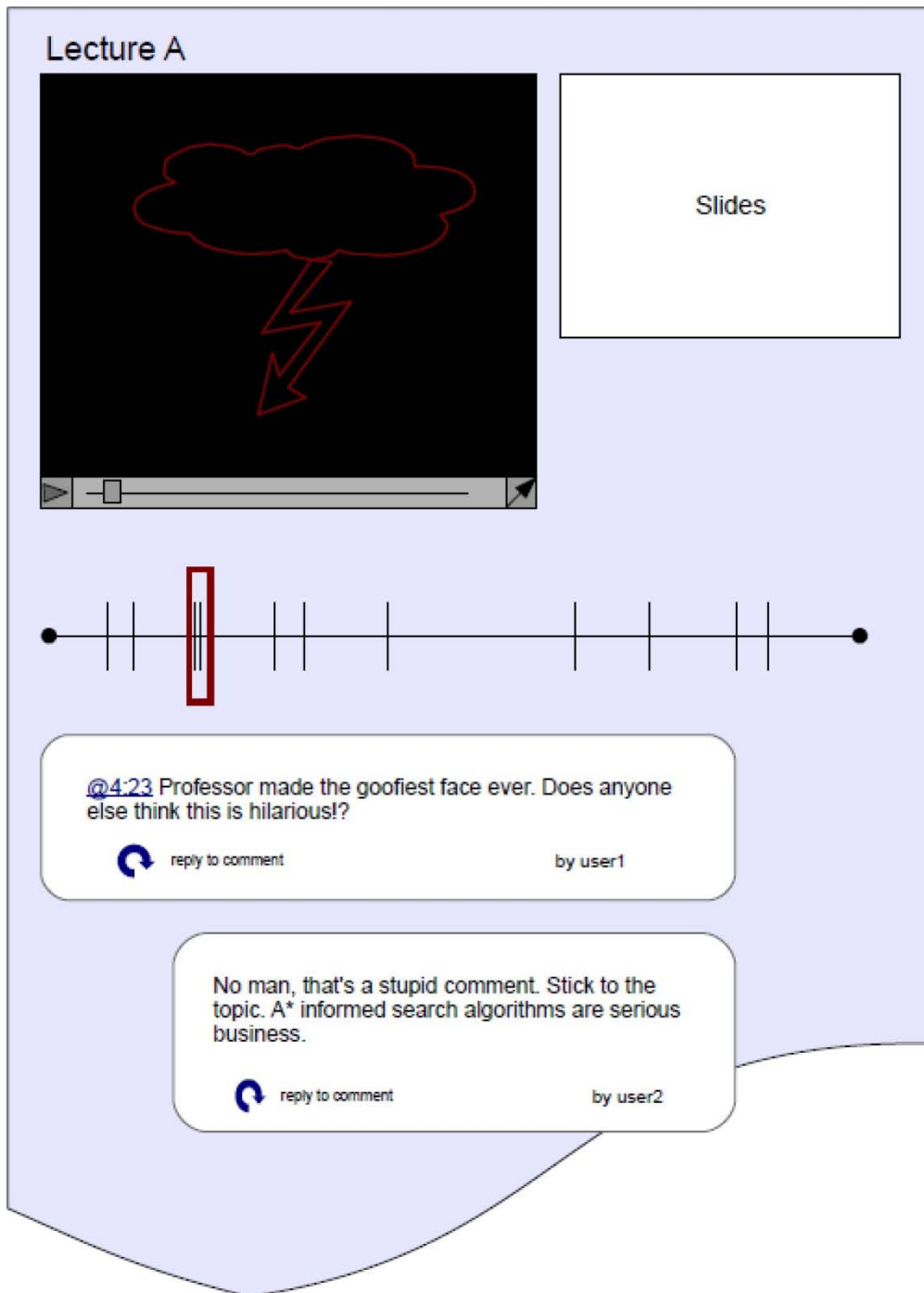
The problems that occur with IIT Online don't necessarily fall to the computer programs selected. Not being able to hear questions asked in classes, failure to follow professors when they move between

sections of white boards, fuzzy pictures and slides, etc, are the problems with IIT Online. As an IPRO, maybe these things could be addressed as well.

User Interface Flow Diagram



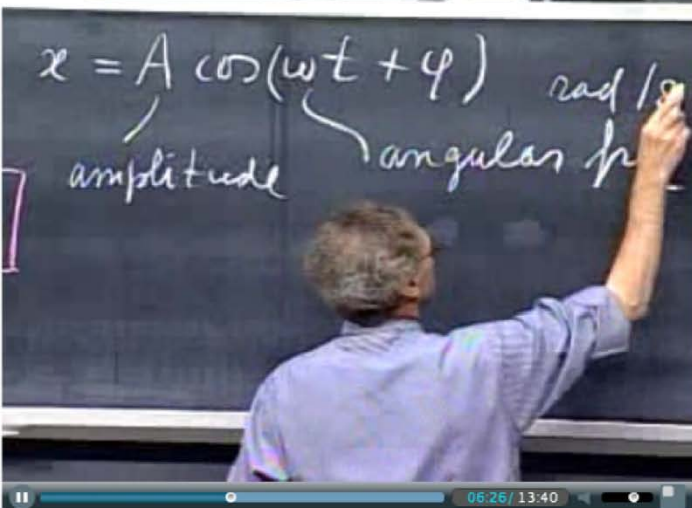
Initial Interface Mock-up



Prototype Interface

iitOnline⁺ [Home](#) Hello, [inky](#). [Logout](#)

Lecture 2 2009-08-26 19:00:00 · [CCC100-1](#)




Video player showing a professor writing the equation $x = A \cos(\omega t + \varphi)$ on a chalkboard. The professor is pointing at the equation. The video player has a progress bar at the bottom showing 06:26 / 13:40.

Cosine Solution

$x = A \cos(\omega t + \varphi)$

- A: amplitude (m)
- ω : angular frequency (rad/s)
- φ : phase angle (rad)

With period: $T = \frac{2\pi}{\omega}$



Comments [Add Comment](#)

[@3:15](#) My video blacks out at @3:15, did this happen to anyone else? If not, what did I miss? [inky](#) · 2 weeks ago

[reply](#)

[@6:49](#) I missed when the professor describes amplitude. What is amplitude? [aaa](#) · 2 weeks ago

[reply](#)

[@8:08](#) What does it say next to angular? It looks like "ke" with a subscripted 1 [aaa](#) · 2 weeks ago

[reply](#)

[@8:08](#) why does he use dots to indicate derivatives? I thought we use primes [pinky](#) · 2 weeks ago

[reply](#)

[@8:07](#) I thought the derivative of sine was -cos. Am I wrong? [blinky](#) · 2 weeks ago

[reply](#)

[@6:27](#) what's a "rad"? [inky](#) · 2 weeks ago

[reply](#)

The prototype has not diverged far from the initial mock - up (Append ix II). The users are presented with a video and slides underscored by a comment timeline, allowing users to see that comments

correlate with specific times in the video. Users can also leave comments that do not correlate to a time in the video.

Raw Data from User Testing

Table 1 – Pre-Survey Raw Data						
What kind of student are you?	<i>Undergraduate</i>		<i>Graduate</i>		<i>Continuing Education</i>	
	8		8		0	
How often do you use the Blackboard <i>discussion board</i> ?	<i>3+ times/week</i>	<i>1-2 times/week</i>	<i>1-2 times/month</i>	<i>1-2 times/semester</i>	<i>Never</i>	
	6	1	1	2	6	
Have you used the IIT Online system before?					<i>Yes</i>	<i>No</i>
					14	2
If so, how satisfied are you with the current system?						
	<i>Dissatisfied</i>	1	2	3	4	5
		0	2	5	6	1
Which of these video services have you used? (check all that apply)						
	<i>YouTube</i>	<i>Hulu</i>	<i>Vimeo</i>	<i>Break</i>	<i>DailyMotion</i>	
	15	10	4	1	4	
On which of these video services have you used the commenting functionality? (check all that apply)						
	<i>YouTube</i>	<i>Hulu</i>	<i>Vimeo</i>	<i>Break</i>	<i>DailyMotion</i>	
	9	1	0	0	0	

Table 2 – Post-Survey Raw Data						
		1	2	3	4	5
Please rate your overall experience with our system.	<i>Poor</i>	0	0	3	10	3
	<i>Difficult</i>	0	0	0	8	8
	<i>Frustrating</i>	0	0	3	11	2
	<i>Dull</i>	0	0	7	7	2
How would you rate finding and watching videos?	<i>Difficult</i>	0	1	4	5	6
How would you rate reading and posting comments?	<i>Difficult</i>	0	1	3	7	5
How likely are you to remember how to perform these tasks in a month?	<i>Unlikely</i>	0	0	0	7	9
If you were given the option, how likely would you be to use our system instead of the existing IITOnline system?	<i>Unlikely</i>	0	1	3	5	7
If a tutorial describing how to use our system were provided, would you have seen a need to use it?	<i>Unlikely</i>	5	7	1	2	0
						Likely

November 24, 2009

IIT online+u Deployment plan

By Sergio Homawoo

Over the course of Phase 2 of the Ipro 327, the school liaison team made enquiries about how to get the videos, the slides, and upload them into the iitonline+u system. This deployment plan is written accordingly to the findings of the team.

Step 1

We have to get the approval to show the videos and slides from the teachers and the department chair. Through meetings with John Salt from iitonline we got

Step 2

The iitonline+u will receive the videos and slides from the Office of Technology System (OTS). OTS will send the information to our servers. Once we possess the videos and slides, we should convert them if not already converted. It takes OTS 48 hours to prepare the videos. We expect to have the videos at least 12 hours after they are done preparing them.

Step 3

We will upload the videos and slides on our system within 24 hours after we receive them. Minimal work will be done from the iitonline+u administrators since we will be uploading the same content iitonline already has.

Step 4

An administrator watches the video on the system to make sure that everything works the way it is supposed to. There shouldn't be any foreseeable technical difficulties as the videos and slide will be mainly the duplicate of what iitonline already offers.

Example:

A professor teaches a class Monday, November 23, 2009. How long will it take to be on iitonline+u?

By Wednesday, November 25, 2009 iitonline will have the videos and slides ready to be uploaded on their system.

By Thursday, November 26, 2009 the video of the class should be expected to be on the iitonline+u system.

For the system to work properly we need a set of administrators who each have their specific duties:

- The video converters. They will be in charge of converting the videos within 24 hours. The converting should be done on time because we want students to have access to the video at the most 24 hours after it first appears on iitonline. After the converting, the administrator will also upload the video on to the player.
- The contact person at iitonline. That will be the person to contact when the videos are not on our servers 60 hours after the class has been taped. Most likely that would be John Salt.
- The contact person at iitonline+u. That will be the person student contact when they are experiencing difficulties.
- Each class will have their teacher to contact since he will be following the comments.

Advertisements

For the work of the Ipro 327 to be noticed, we need to advertise the best we can. Flyers and posters will be posted around the campus and in the school newspaper. Also seminars will be conducted to show the students and teachers how the system works and the benefit of using such a system. Iitonline+u will greatly benefit from the word of mouth type of advertisement, but that is if the group has a great Ipro presentation. We need to make a great impression on all the judges and on viewers during Ipro day and the future will be bright for iitonline+u.