


Architectural Hybrid Studio

Jake Emery



Directory

Introduction/Argument

Programming

Site Analysis

Precedents

Concept and Process

Final Design

References

Introduction/Argument

Need for Exposure

Architects finishing college are not usually prepared to enter the job market properly thus giving them a smaller chance to succeed immediately. Ideally, graduating students would be able to showcase their work to professionals and faculty members prior to receiving their degree.

The new institute gives architecture graduates exposure to professionals visiting to hire new employees or ones working at the school. The graduates are giving themselves a better chance for their work to be seen and discussed by practicing architects.



Architecture is the seventh most unemployable major as of August 2011

- Exactly **10.6%** of the graduates with architecture degrees are unemployed

Architecture was the hardest hit occupation in 2009

- Job losses jumped **17.8%** in the first three quarters

Unemployment in the Architecture and Engineer sectors of the Bureau of Labor Statistics was 5.9% as of October 2010.

- Typically the unemployment number for this sector is under 4%

- The smaller architecture categories of the sector are at about **13%** unemployment.

American Institute of Architects chief economist:

- As of July 2008, 221,000 people were employed at architecture firms

- As of July 2010, 167,000 people were employed at architecture firms, a **24%** drop



Project Qualities



The new architectural entrepreneur institute will feature qualities from a traditional school, an office space, and individual home studios. This will create a remarkable learning environment for various levels of students and aspiring professionals. It's a hybrid school designed with the intention of satisfying three diverse building types. The result will give way to a prototype that fosters developing the careers of architects before and after they graduate.



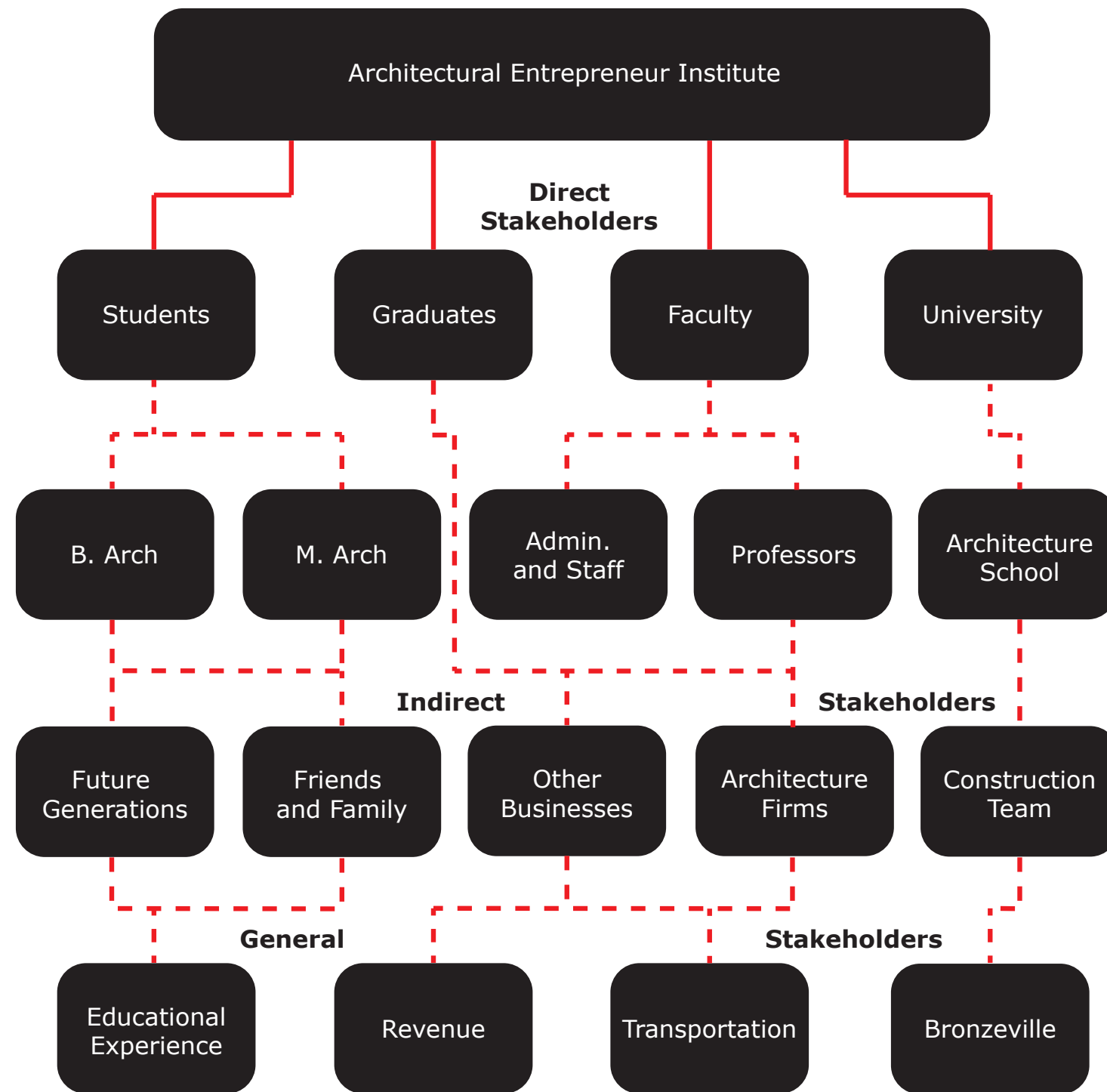
Hybrid Architectural Studio

Building Types	Qualities	
School:	Inviting Important Beautiful Connected Engaging	
Studio:	Creative Dynamic Comfortable Inspiring Airy	+
Office:	Productive Efficient Collaborative Interactive	+
		=
	Hybrid Architectural Studio	

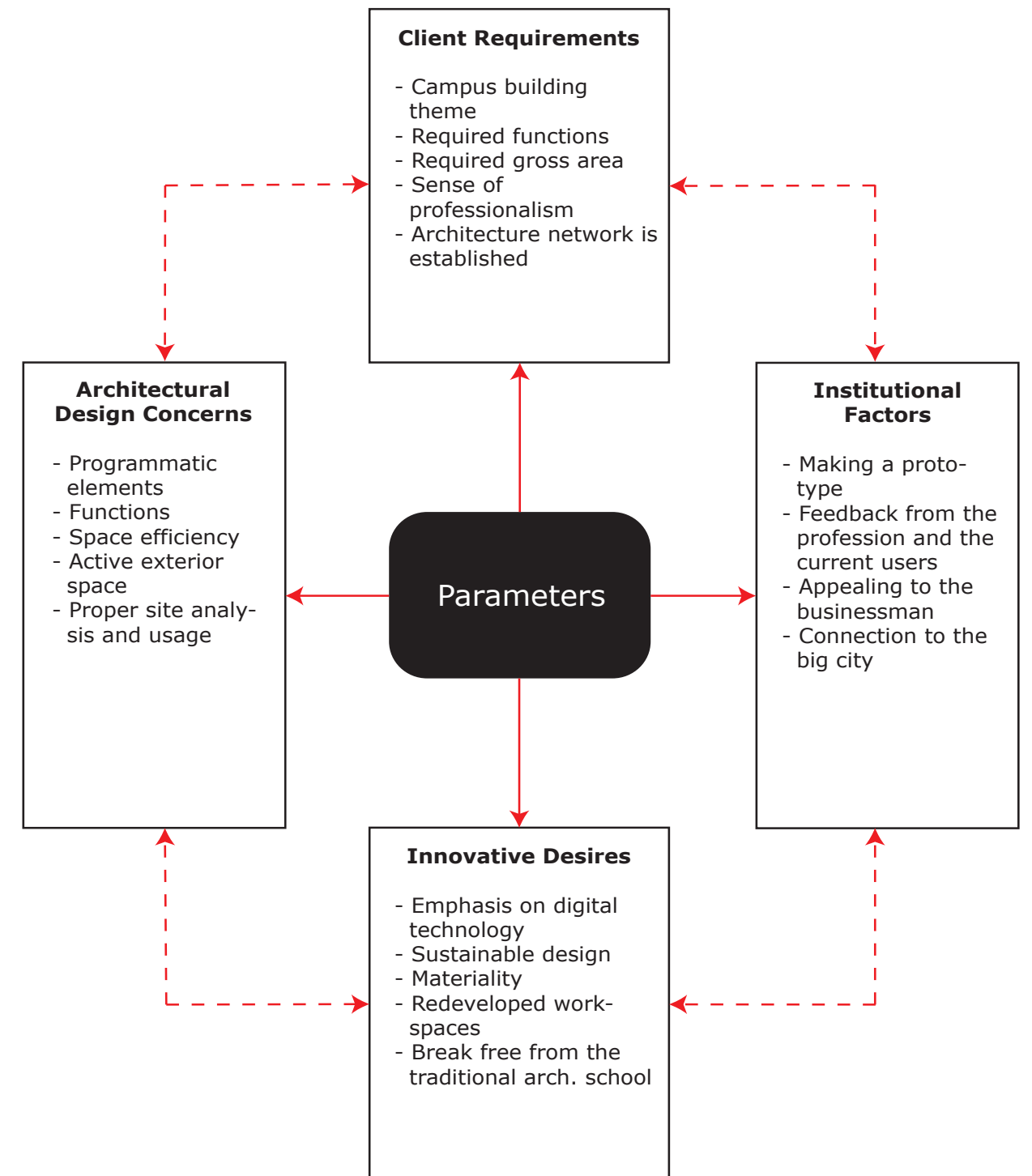


Stakeholders and Parameters

What makes designing a new building complicated yet attainable are parameters. The new institute for IIT's architecture department blends professional practice with academia. The design requirements are quite similar to a regular architecture school but with a new added dimension. The institute will stress technology and innovation throughout the decision making process. Studying the relationships between the visiting architects, graduates and current students will be essential.



- | | |
|--------------------|---------------------------------------|
| University (Owner) | Architecture Firms (Others) |
| Students (User) | Other Businesses (Others) |
| Graduates (User) | Future Generations (Others and Users) |



Programming

School Demographics

Space Program Precedents

Knowlton Hall is a full architecture school at a large university which can give insight into how much amenity and studio space a larger school utilizes. All of the individual spaces that were calculated in the spreadsheet to the left were estimated based on the overall square footage of each floor. The gross and net areas were unclear in the references that were used to find this data. These numbers will directly influence the sizing of the initial programming and planning of the spaces in the building.

The numbers below are directly generated from the IIT Architecture Office. The percentages were used to put together the initial student body and faculty numbers for the architectural entrepreneur school. The school should be similar in size to IIT right now but with more of an emphasis on the more advanced students. It was difficult to utilize the IIT population in relation to volumes and areas because the Arch. school is split into three separate buildings.

Site: Northwest Entrance to the main campus
1.91 acres

Area: 175,386 gross square feet
196 square feet/person

Volume: 3,046,550 cubic feet
3,102 cubic feet/person

Program: 615 students in architecture
180 students in landscape architecture
96 students in city and regional planning
74 faculty members, with adjuncts and visitors
17 staff/administration members



Gender: 58% Male
42% Female

Nationality: 71% domestic
29% international

Program: 70% (598) B. Arch students
12% (101) M. Arch , Advanced standing students
8% (71) M. Arch., Full program students
3% (27) M.S. Arch students
3% (23) PhD students
2% (21) MLA students
1% (10) M.IPD students
<1% (3) NDG students

42 Full-time Faculty Members, 72 Adjunct, and 1 Visiting

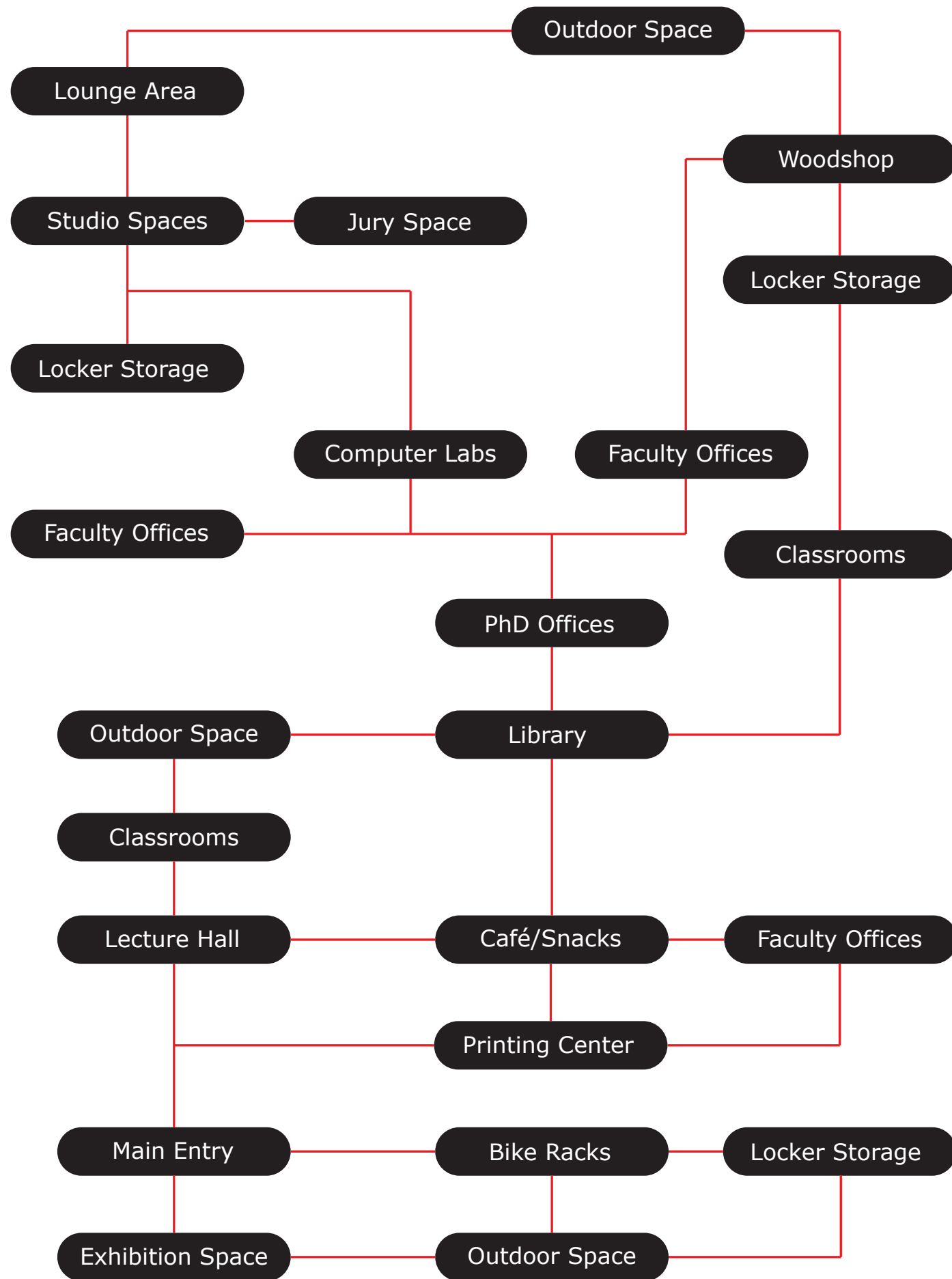
17 Administration and Staff

Organizational Diagrams


Program Adjacencies

The elements that are "dispersed throughout" along with the outdoor space, are seen multiple times in the diagram to the left. Each other programmatic element is connected just once. By developing ideas about how the program fits together, it becomes simpler to visualize circulation and relationships to the exterior.

These programmatic elements in this project are all important but some spaces are more central to the institute than others. The diagram below shows ways to start arranging the building based on functionality and location. The goal is to find relationships between the elements and thus begin placing them accordingly.




Isolated from Entry



Street Accessible



Center of the Building



Fresh Air Connection



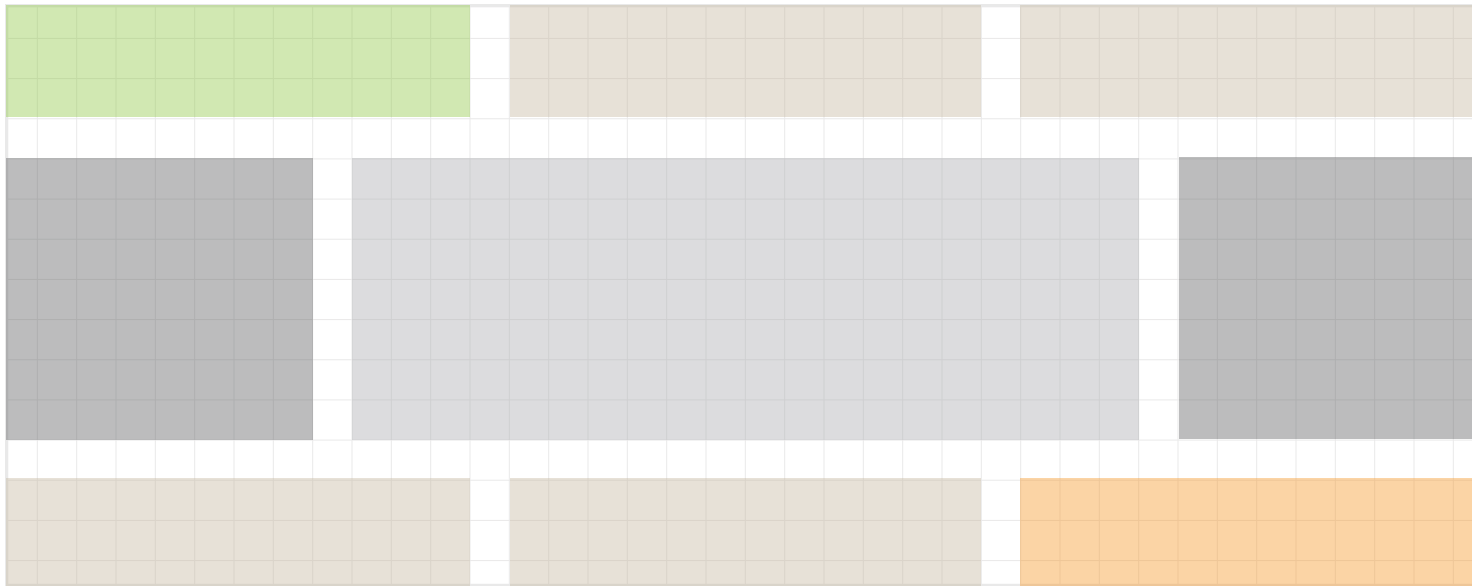


Dispersed Throughout

Organizational Diagrams

Studio Layout

The diagrams are potential layouts for the shared studio spaces. The idea is to find a way to integrate the different levels of students and graduates. Each layout tests out different forms and ideas of how to make architecture studios more productive. The idea is to have both collaborative and individual spaces of work mixed together for the students.




B. Arch



M. Arch



M.S. Arch



MLA



Graduates



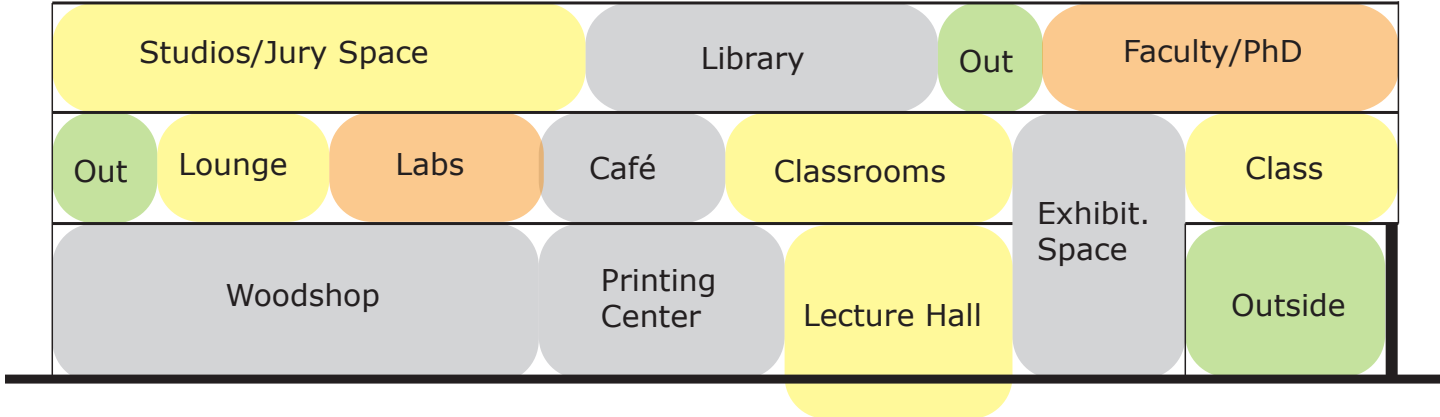
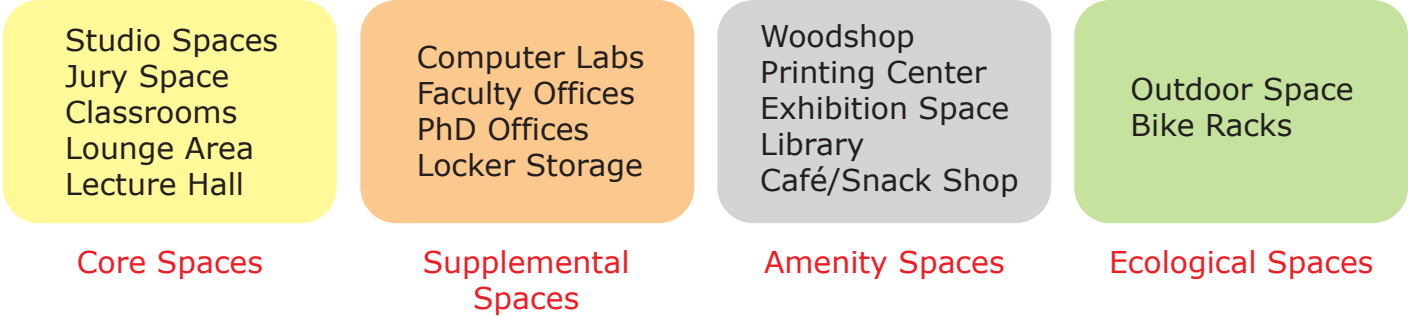
Collaboration

Organizational Diagrams

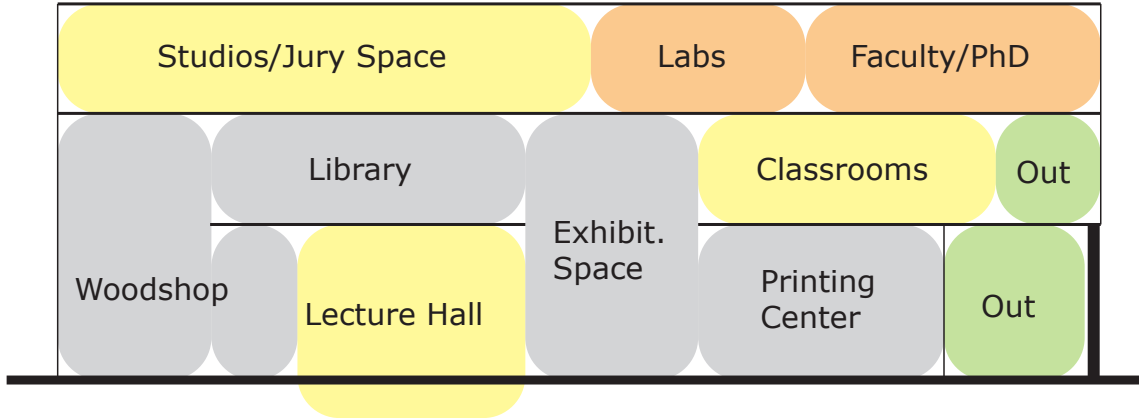
Finding Relationships

Program spaces are grouped together into categories: core, supplemental, amenity, and ecological. The spaces are listed as squares or rectangles and sized based on the area they will consume. These are just approximations using the precedent study and analysis from past experience.

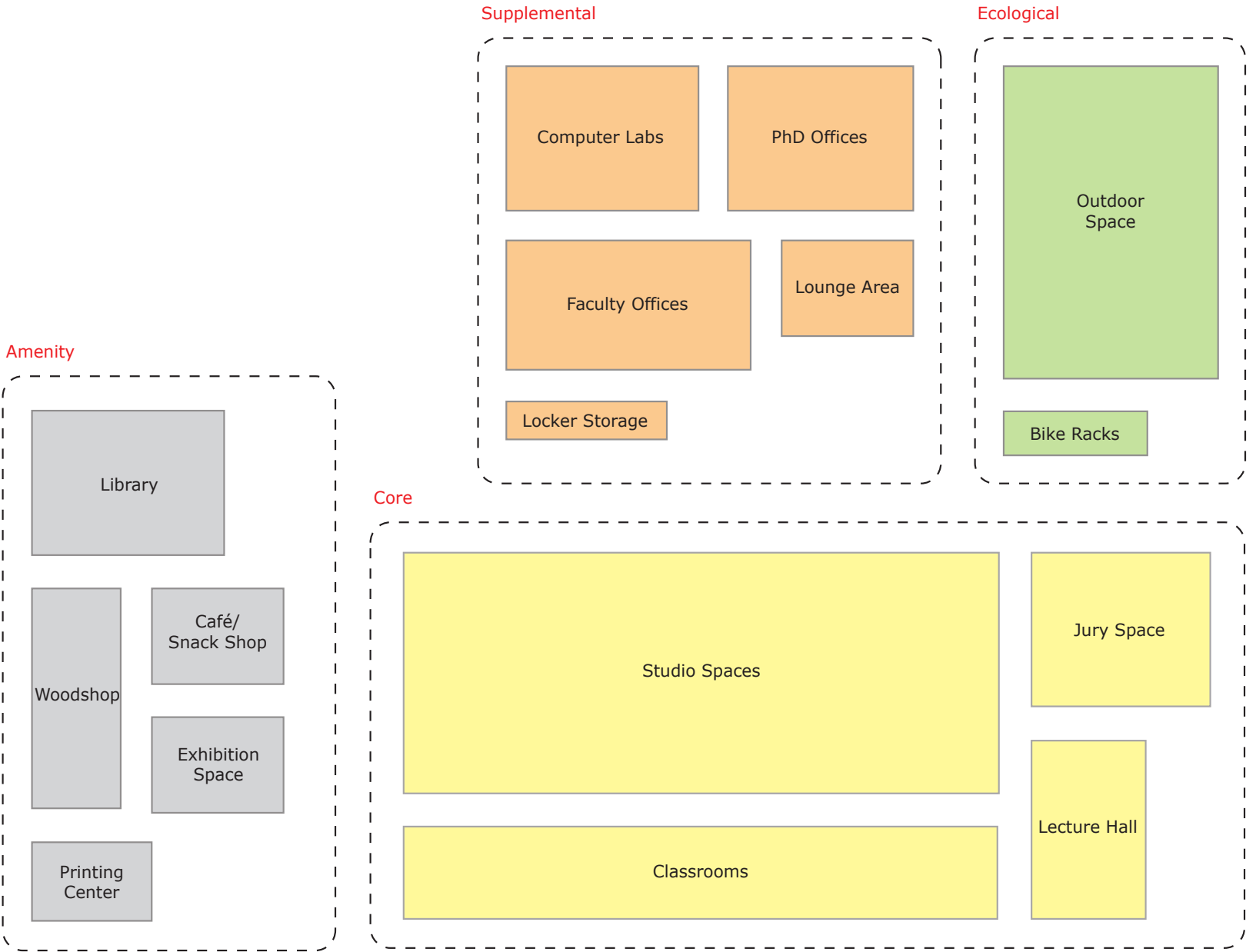
These diagrams will help organize the building vertically and allow for the program to fit together, around each other. The program was situated based on similarities and user groups. The shape of the building is undetermined and a generic one was proposed to make the diagram clearer and more helpful for organization. Programming in section/elevation helps to think about the height and size of each space in and can generate new design ideas.



Bigger section, more elaborate program



Smaller section, less program



Architectural Entrepreneur Institute Space Programming

List of Spaces	Quantity	List of Spaces	Quantity
Studio Spaces		Printing/Copy Center	1
Architecture	30	Computer Labs	4
Landscape	2	General Labs	2
Graduated	8	PhD Labs	1
Lounge Areas		Classrooms	1
Architecture	4	Library	1
Landscape	½	Lecture Hall/Auditorium	1
Graduated	1	Administration Space	
Woodshop		Offices	7
Workcourt	1	Lobby/Reception	1
Laser Beds	3	Jury Space/Center Space	1 to 3
Machinery	N/A	Classrooms	
Outdoor Space		Medium	10
Roof	1	Large	3
Courtyards	2	Gallery/Exhibition Space	2
Fieldspace	1	Faculty Offices	30
Café and Snack Shop	1	PhD Offices	25

Hybrid Architectural Studio Programmed Spaces

List of Spaces	Quantity	Net S.F.	Total Net S.F.	Total Gross S.F.
Studio Spaces				
Architecture	9	1,500	13,500	
Individual	N/A	300	300	
Graduated	6	1,500	9,000	
Lounge Areas				
Architecture	1	2,000	2,000	
Graduated	1	800	800	
Cafeteria/Wine Bar	1	2,580	2,580	
Woodshop				
Workcourt	1	3,195	3,195	
Laser Beds	3	100	300	
Machinery	N/A	3,035	3,035	
Outdoor Space				
Courtyards	1			14,750
Fieldspace	1	N/A	N/A	
Café/Snack Shop/Study Space	2	5,000	10,000	
Printing/Copy Center	1	4,100	4,100	
Computer Labs	2			
Classrooms/Labs	2	735	1,470	
Career Center	1	5,200	5,200	
Lecture Hall/Auditorium	1	1,600	1,600	
Administration Space				
Offices	6	370	2,220	
Lobby/Reception	1	1,975	1,975	
Jury Space/Collaboration	Several	14,200	14,200	
Classrooms				
Medium	2	1,390	2,780	
Large	1	1,625	1,625	
Gallery/Exhibition Space	1	2,010	2,010	
Faculty Office Space	8	1,990	15,920	
PhD Offices(shared space too)	12	290	3,480	
Cores and Mechanical				7,310
				101,290
				123,350

Program Strategy

Initial and Final Numbers

The proposed program on the left is taken from the data and demographics acquired from IIT. The spatial elements are estimated after studying some other architectural schools, in particular Knowlton Hall.

The table on the right contains the actual numbers from the completed project. Some of the larger areas like the studio spaces and collaborative areas are calculated collectively

Site: 35th and Dearborn St.
3 acres of usable space

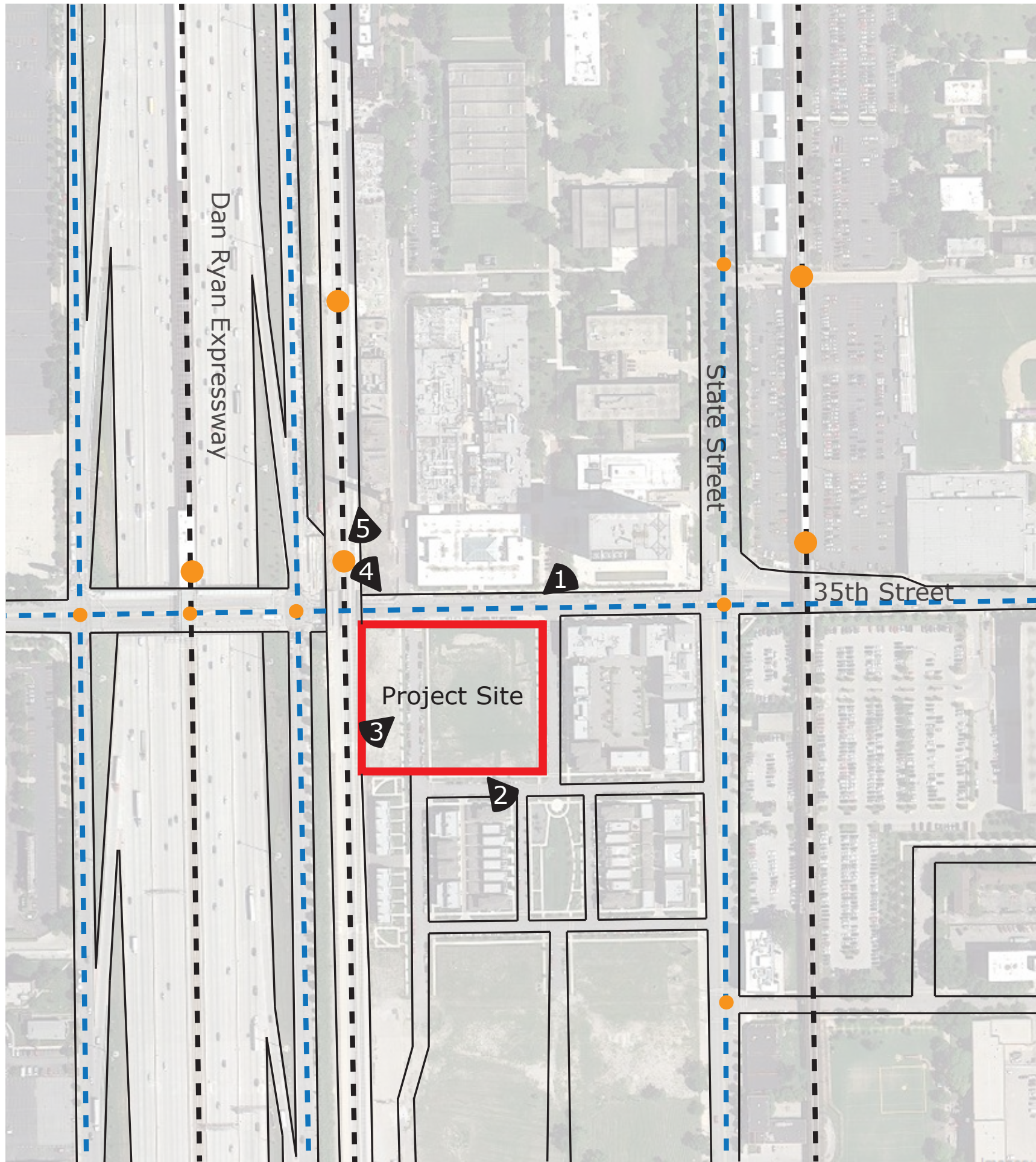
Area: 123,350 gross square feet
Over 200 square feet/person

Program: All of these following numbers are estimates considering these numbers will be flexible for the first decade that the institute will be open.

- 90 M. Arch students
- 25 M.S. Arch students
- 25 PhD students
- 60 Graduated students

- 25 Faculty Members with Adjunct and Visiting
- 8 Administration and Staff

Site Analysis



1.



2.



3.



4.



5.



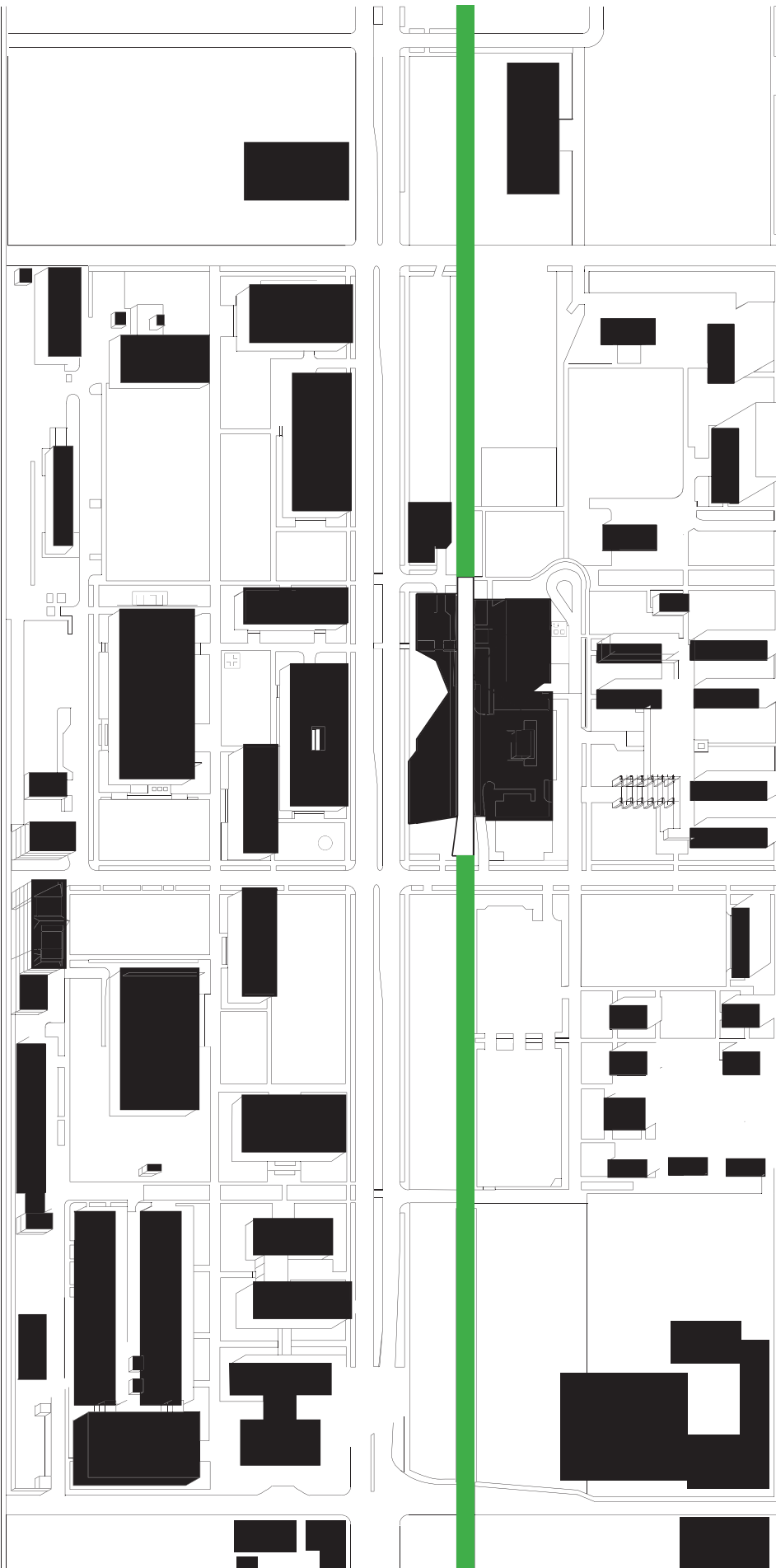
IIT Campus Observations

Pedestrians and Other Diagrams



The Figure/Ground map of the IIT campus displays that there is not much of a variety between the building geometries. The new institute will draw on the traditions of Mies but needs to push the envelope more, like the McCormick Tribune Campus Center. The building should catch the eyes of visitors and students as they explore the campus and Bronzeville.

In addition to being adjacent to transit systems, the site must have a complex pedestrian network. The informal paths used as shortcuts by frequent users will also become quite important. These shortcuts are usually diagonal paths cutting across patches of dirt and grass. The diagonals interspersed with formal sidewalks are similar to the pedestrian networks set up on college campuses and large parks.



Informal paths emerge throughout cities when snow covers the ground for long periods of time(above)



Harvard Yard and surrounding campus map showing the use of diagonals and "quickest route" paths to shape a layout(right)

Galvin Library



Crown Hall
current main
architecture building



M&M Building
woodshop



3410 State Street
extra arch. building



IIT Campus
institutional buildings




U.S. Cellular Field
Chicago White Sox
baseball stadium



Housing



State Street Village




Greek Housing



**De La Salle
Institute**



Retail



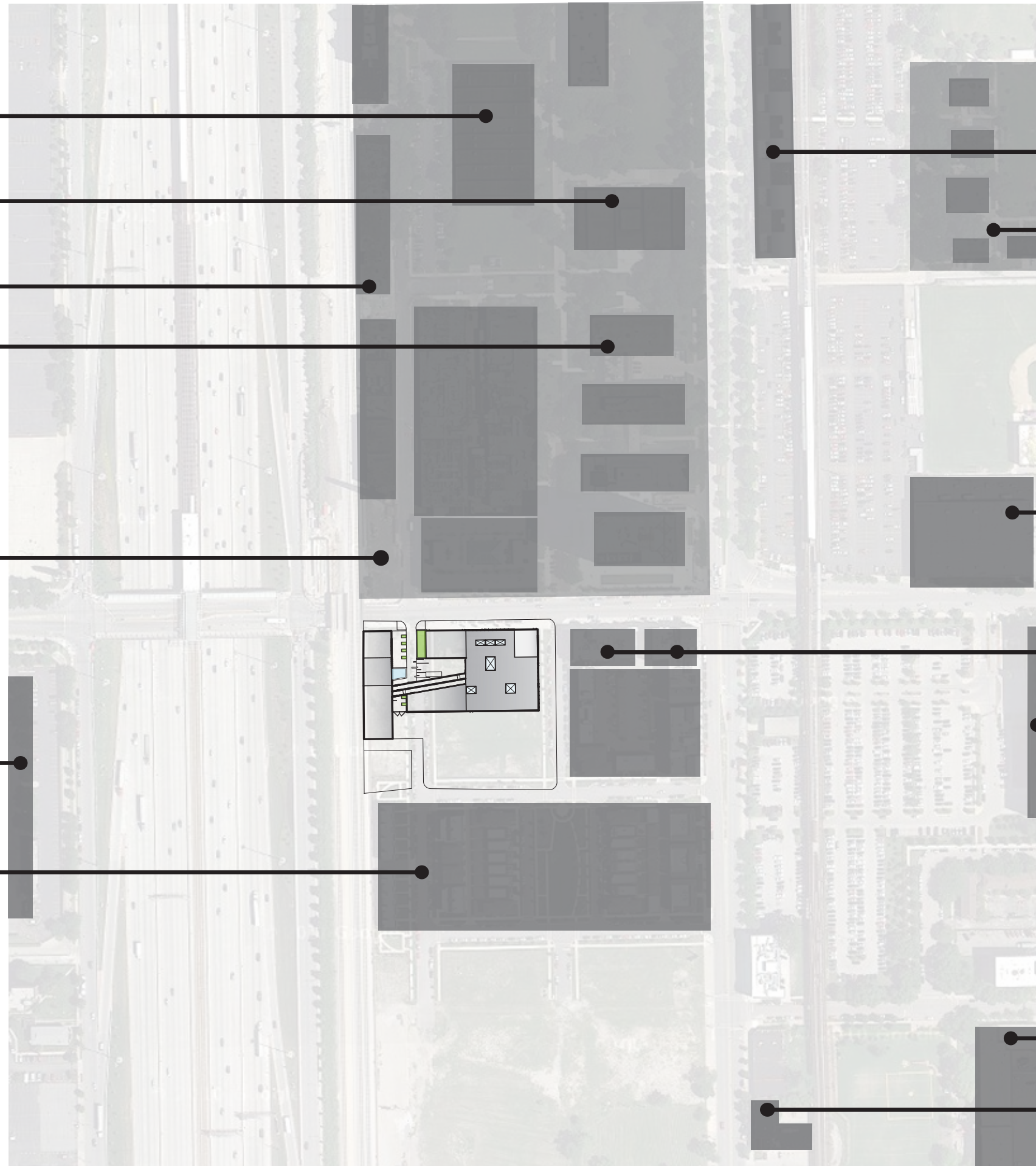

**Chicago Police
Department**



**Benjamin W.
Raymond School**



**Adult Education
Center and Library**




Precedents

Wexler Studio

Crate House



The Crate House is one eight foot cube house for an occupant and he/she can access the basics of a household in four plywood crates: bathroom, bedroom, kitchen, and living room. The essential components of each space or room are present in this wooden enclosure. The idea is to ask what each space really is and to try and figure out which objects are functional and important for the space. The conventional apartment has locked the user into specific patterns of behavior even when it's this simple.

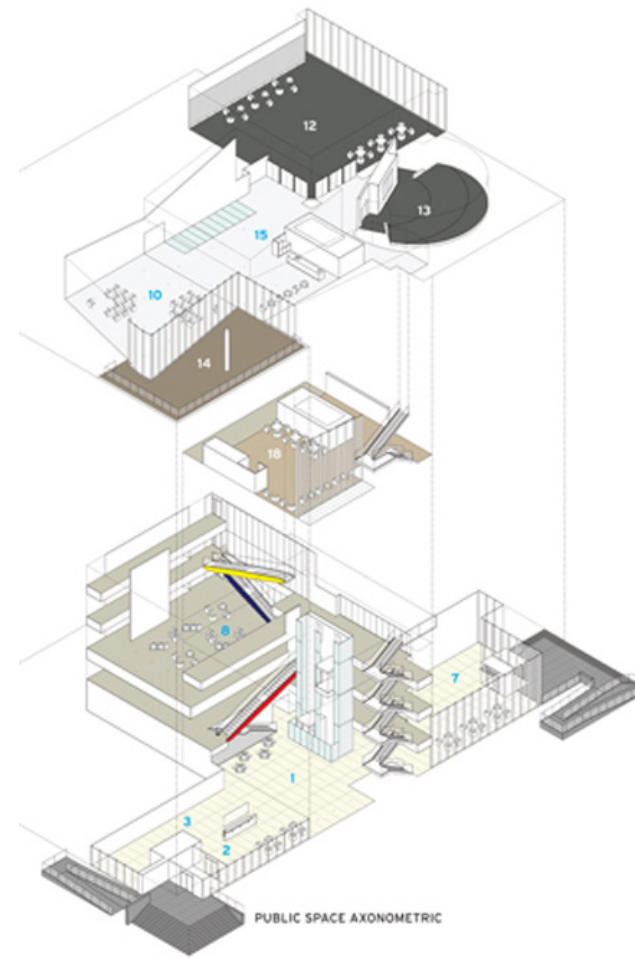


Architect: Allan Wexler

Location: Can be situated anywhere based on the condensed properties but is ideal for a home living environment.

Date: 1991

MIT Media Lab



The Media Lab together with I.M. Pei's Weisner Building serves as a complex designed to showcase new concepts in technology, research, and communication systems. The goal there is to ignite a new energy and connectivity within the two-building complex, and then extend this energy beyond the walls to the sponsors and to the world at large. The facility emulates the student's and faculty's ideals: emerging technologies on everyday life which looks to transform our notion of human capabilities. The building equipped with cutting edge workspace and tools overlooks the Charles River and the Boston skyline.



Architect:

Maki and Associates

Location:

Cambridge, Massachusetts

Date:

2009

Tree Studios

Original Building and Annexes



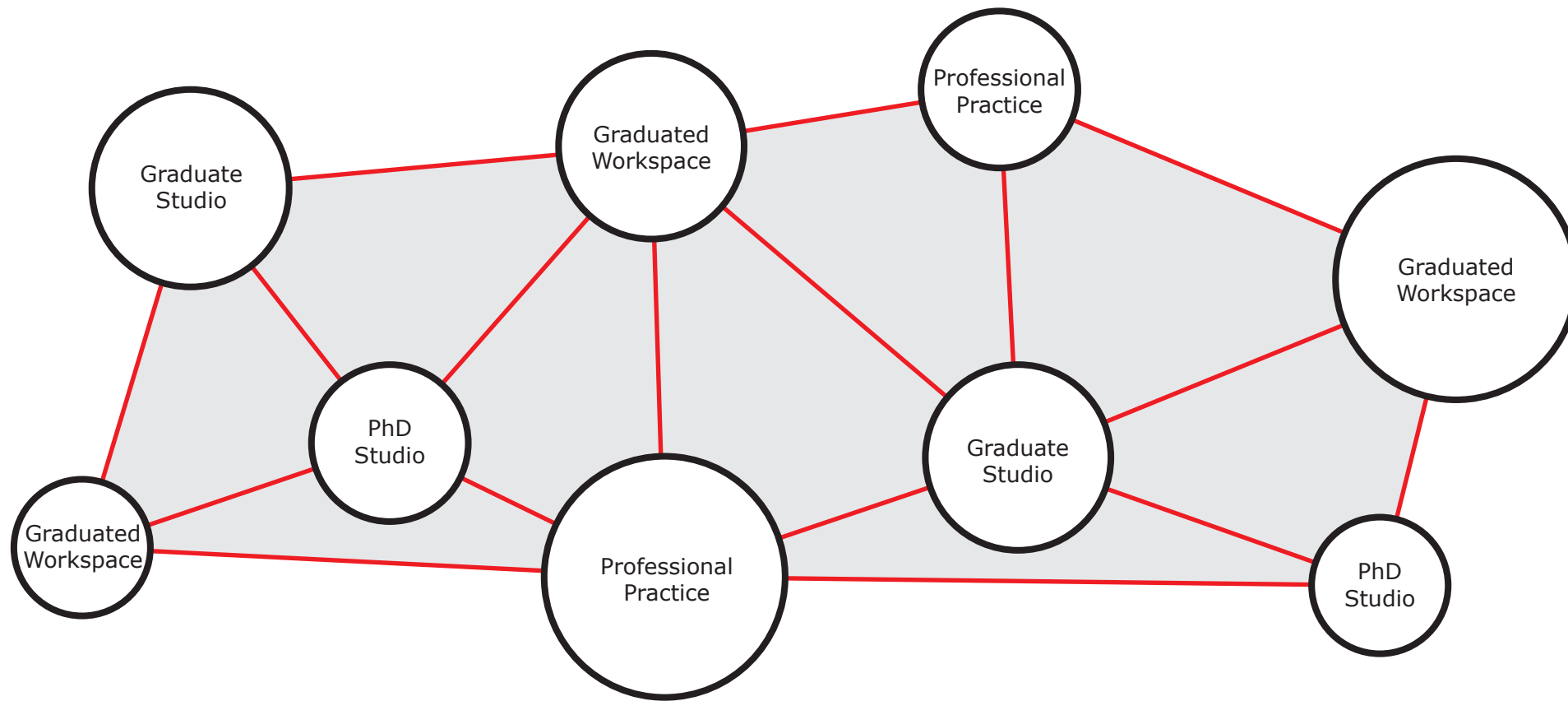
The buildings were constructed to establish an artist colony by the founders Judge Lambert Tree and Anne Tree. He created a legal trust so that only artist could live in the studios until 1959 when the complex was bought. The original building is located on Ohio and State Street and the annexes are on Ontario and State Street. The main goal was for the artists to be comfortable in their space and not overwhelmed. The buildings' large windows, picturesque details, and distinctive interior courtyard made it necessary that people who appreciate beautiful facilities live there and bask in their surroundings.



Creator	Judge Lambert Tree and wife Anne Tree
Architect:	Parfitt Brothers (original) and Hill and Woltersdorf (annexes)
Location:	Chicago, IL
Date:	1894 and 1912-3

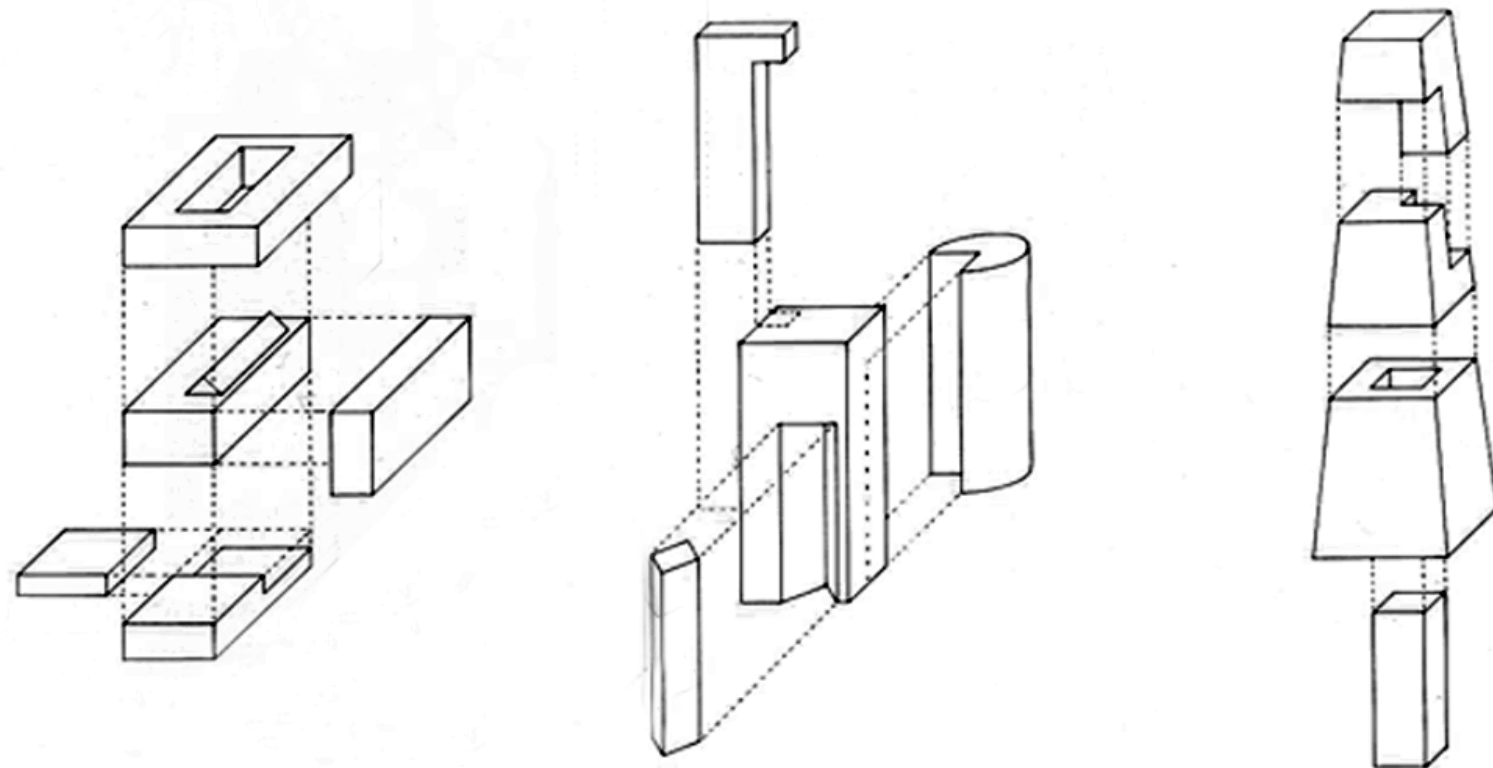
Concept and Process

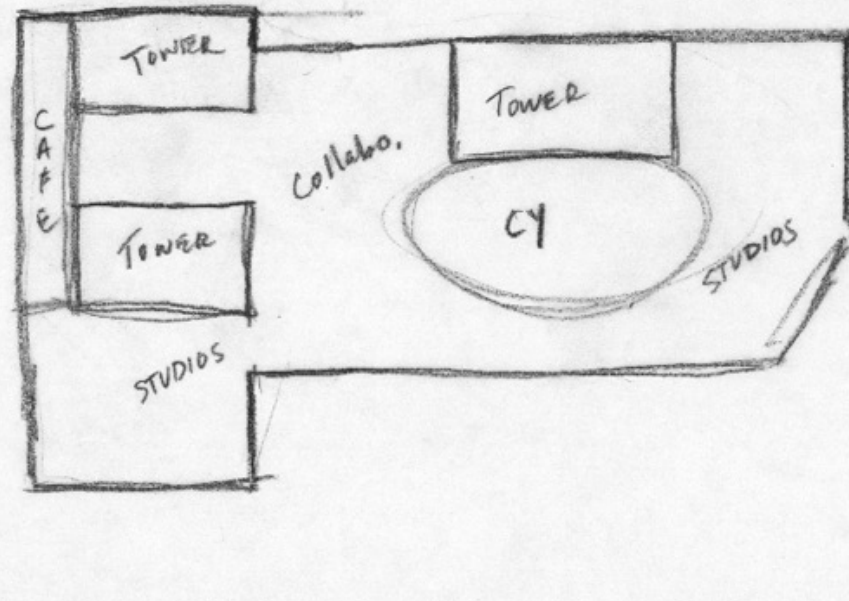
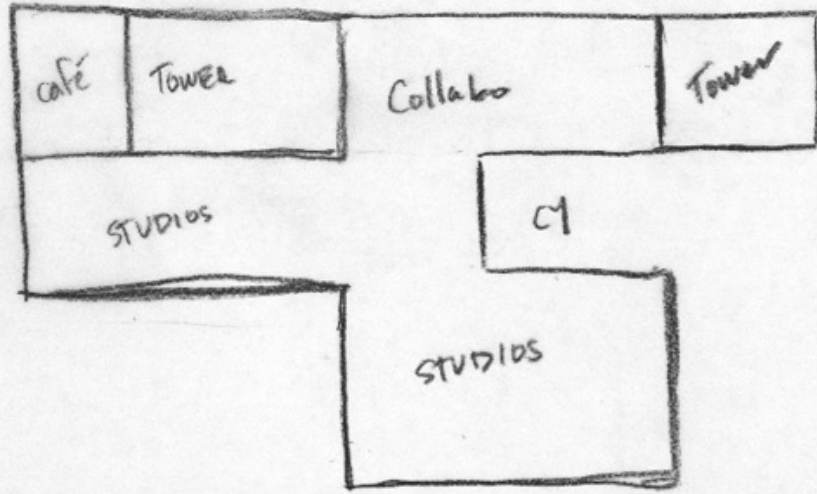
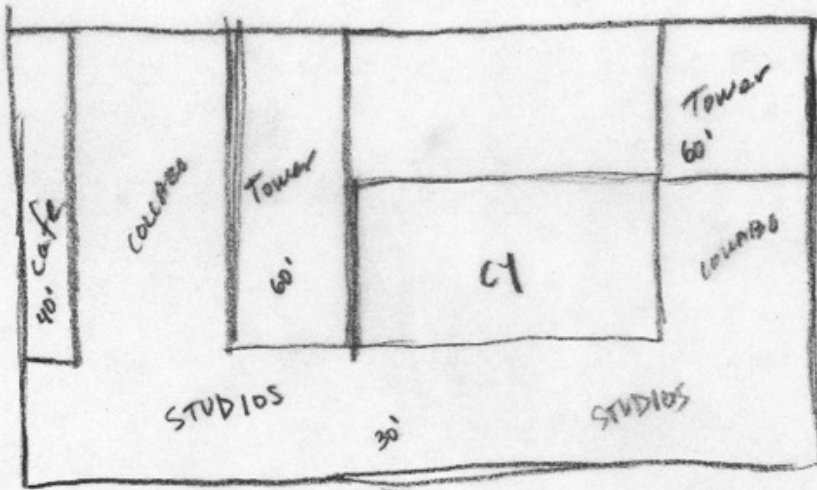
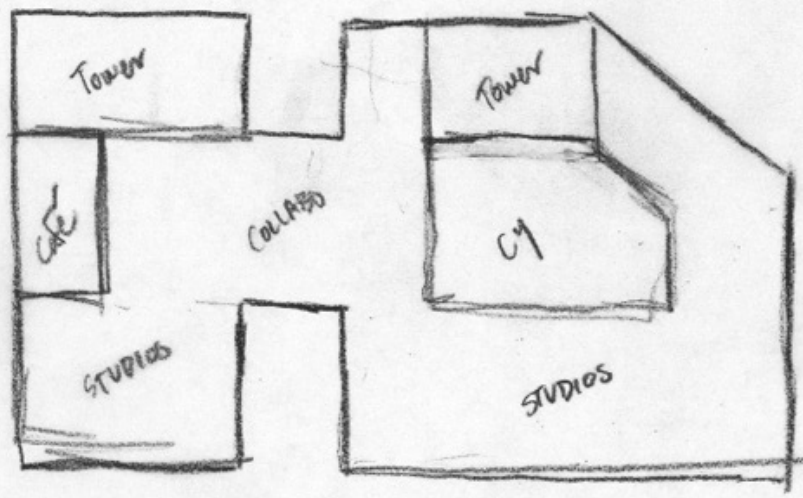
Concept



The innovative institute blends the professionalism of the city with the teachings of a studio-based architecture school in the neighborhood of Bronzeville. Thus, this helps the students become exposed to the real world practice, attaining professional principles and experience in the field.

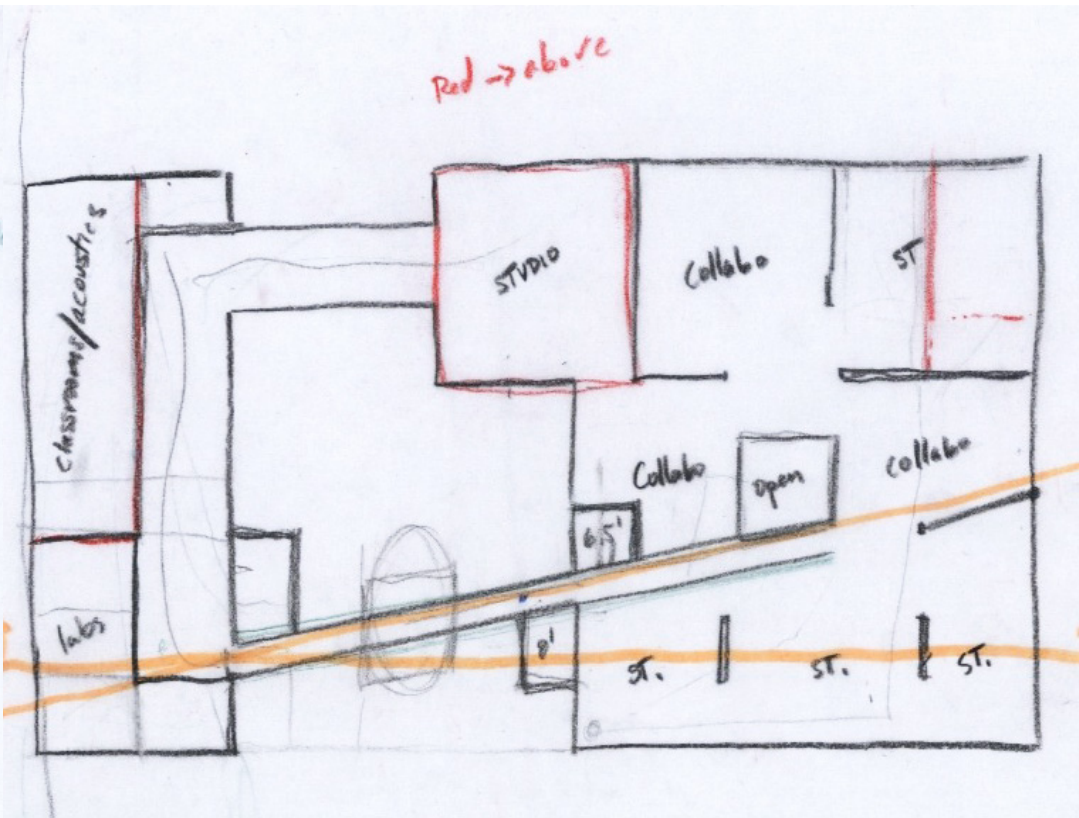
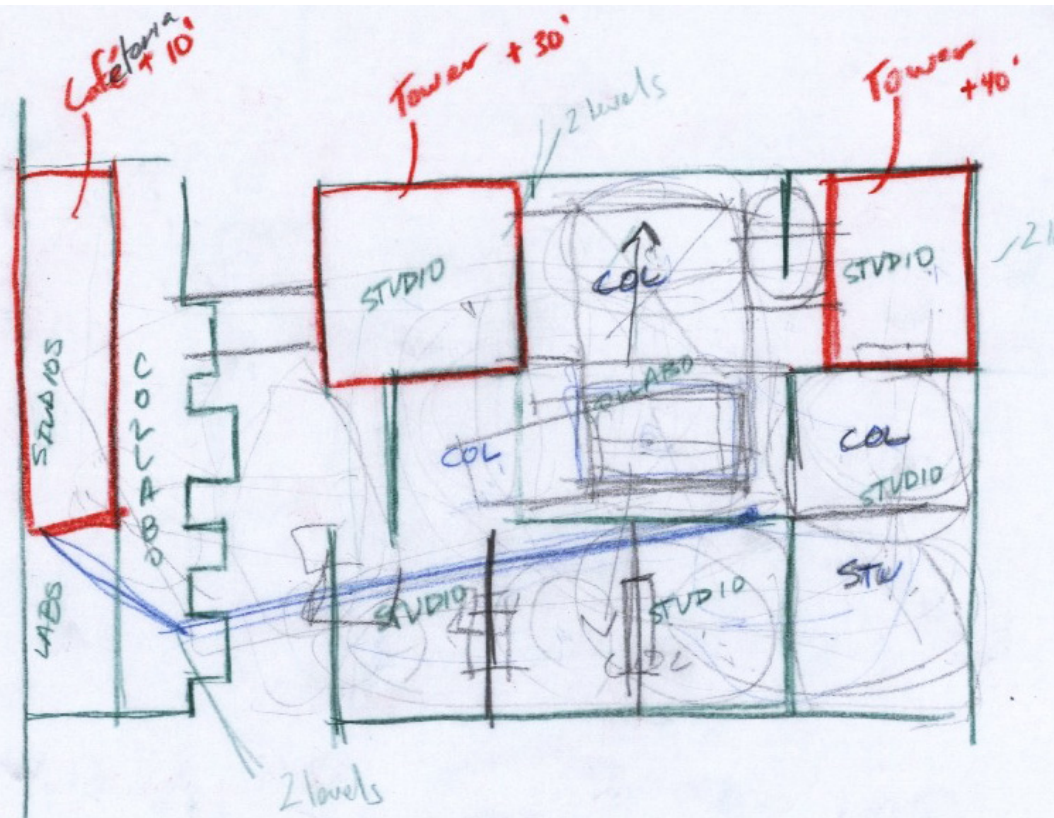
The new institute becomes an incubator for learning and producing great architecture. It combines individuals at various stages of their professional and educational careers. Graduate students, graduates, and working architects share space and together create a unique learning environment






Initial plan schemes(left) all emphasize some type of courtyard space and the interaction between studios and collaboration space. The first sketches of large open shared spaces are seen here and follow the project until design completion.




The next set of sketches have stricter boundaries but have been developed and work off process study models seen on the following page. The institute has been split into two buildings but are working to make a connection across the courtyard space. The tower portions have been allocated to the front or northern portion of the project to generate a powerful street presence.

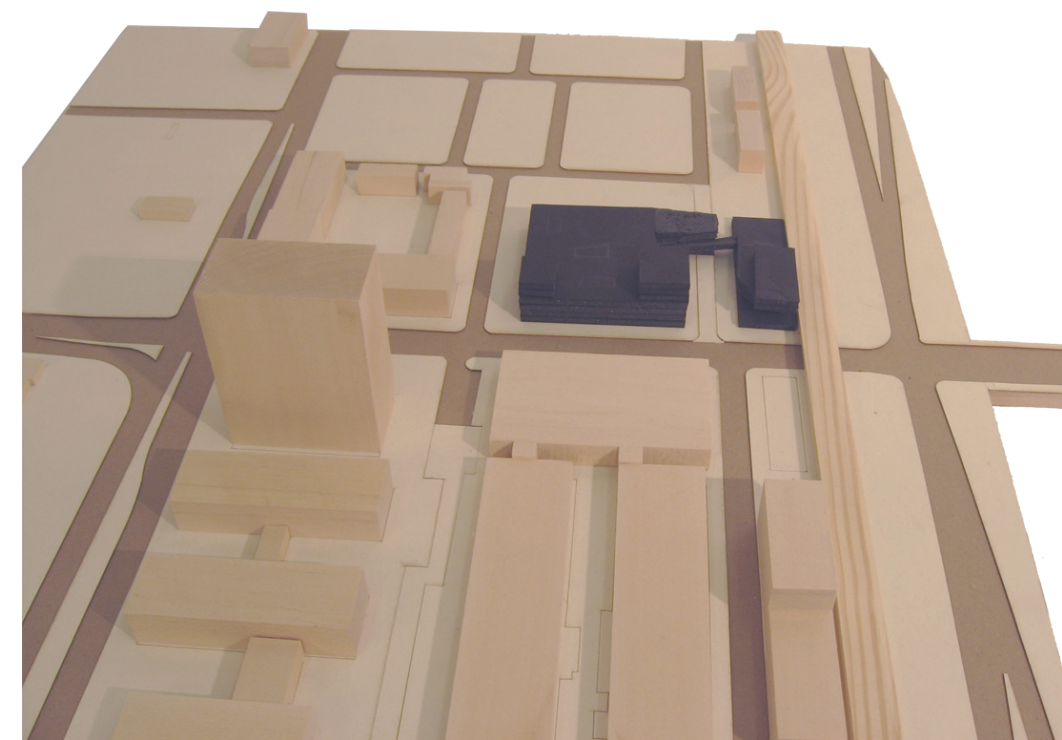
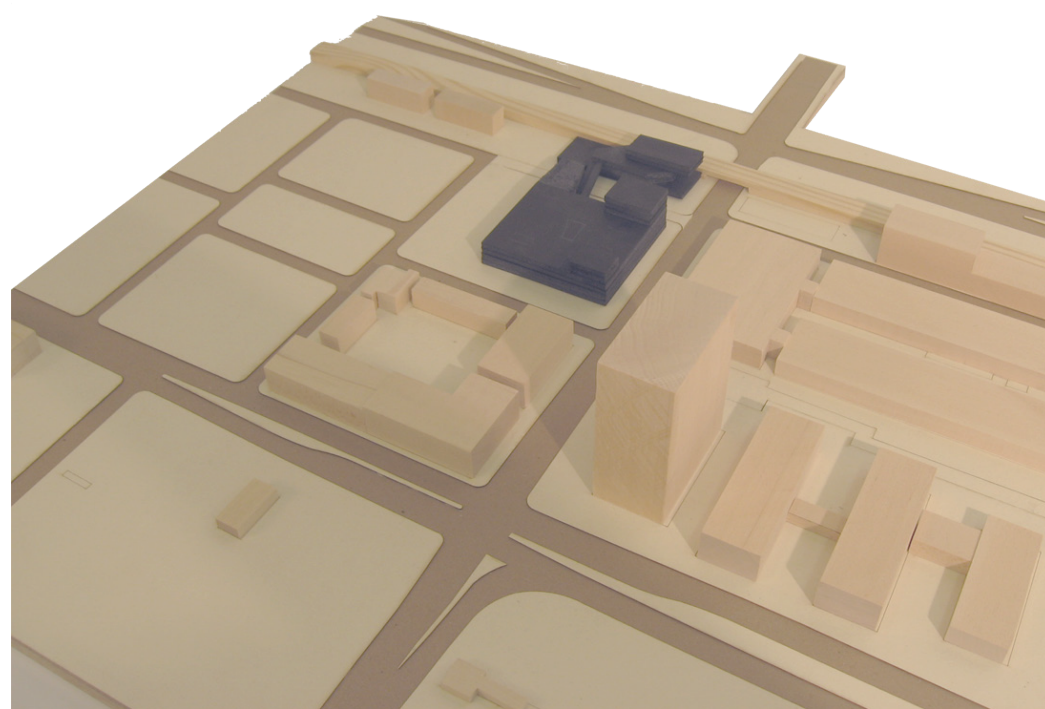





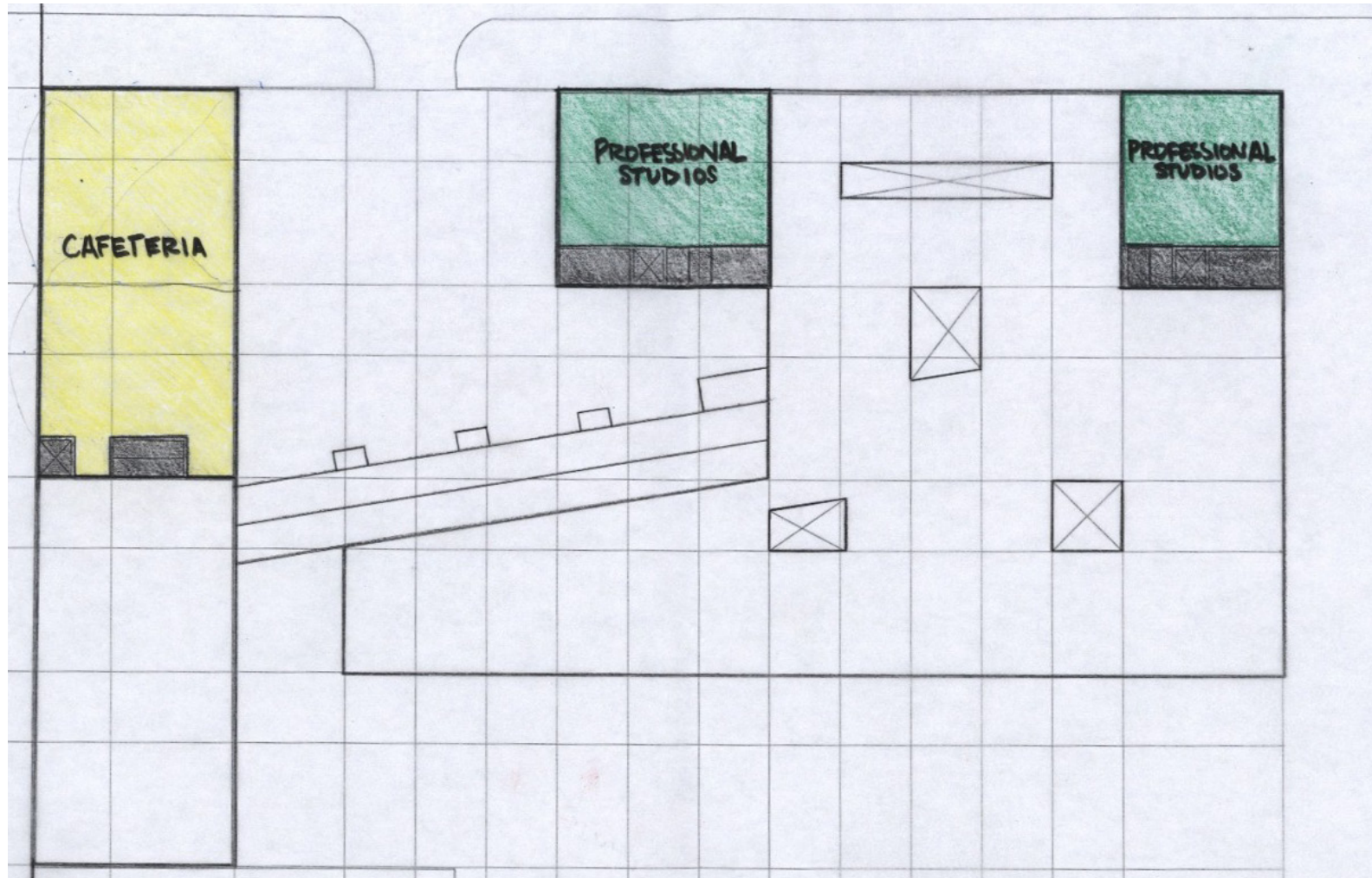
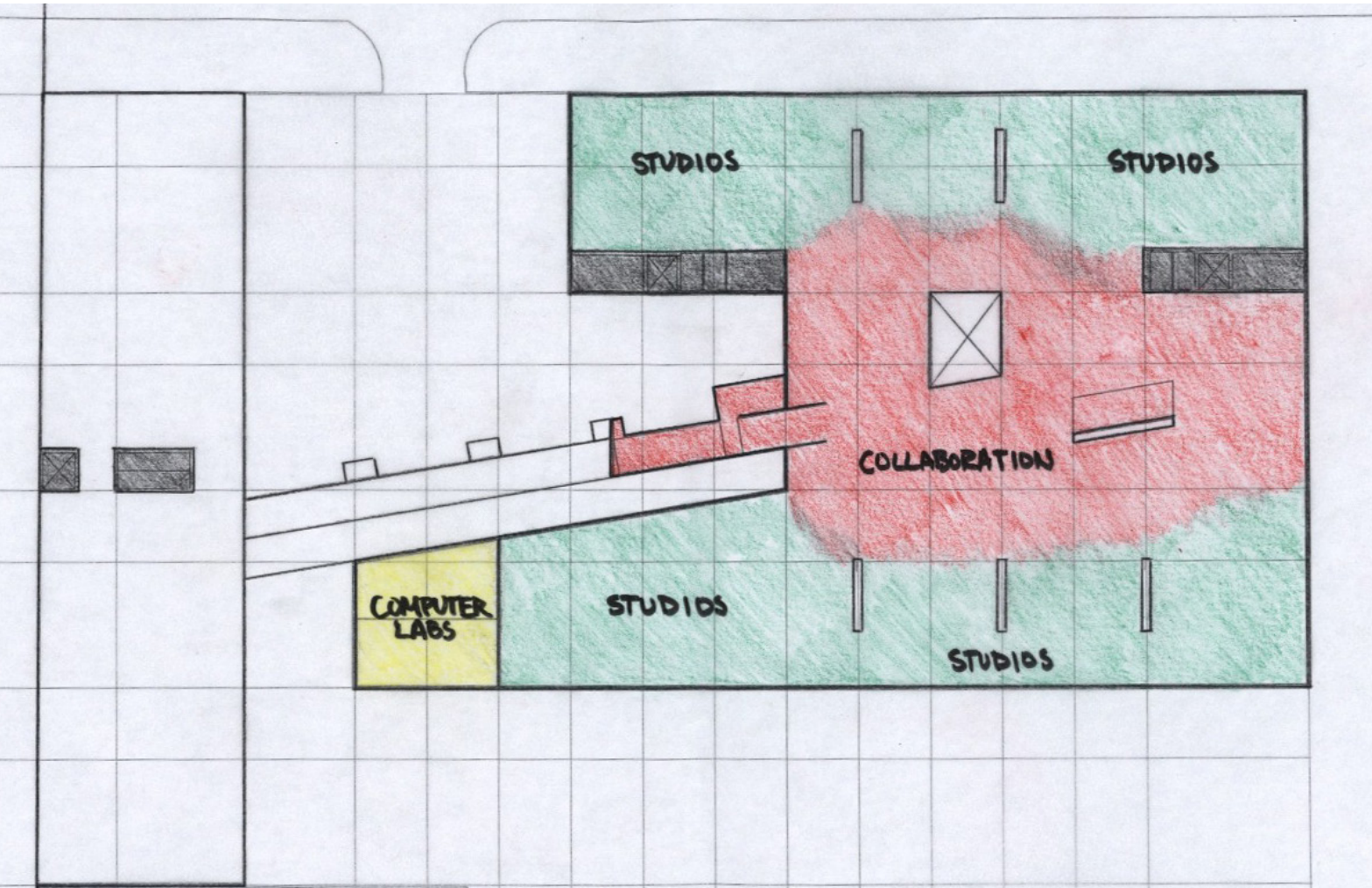
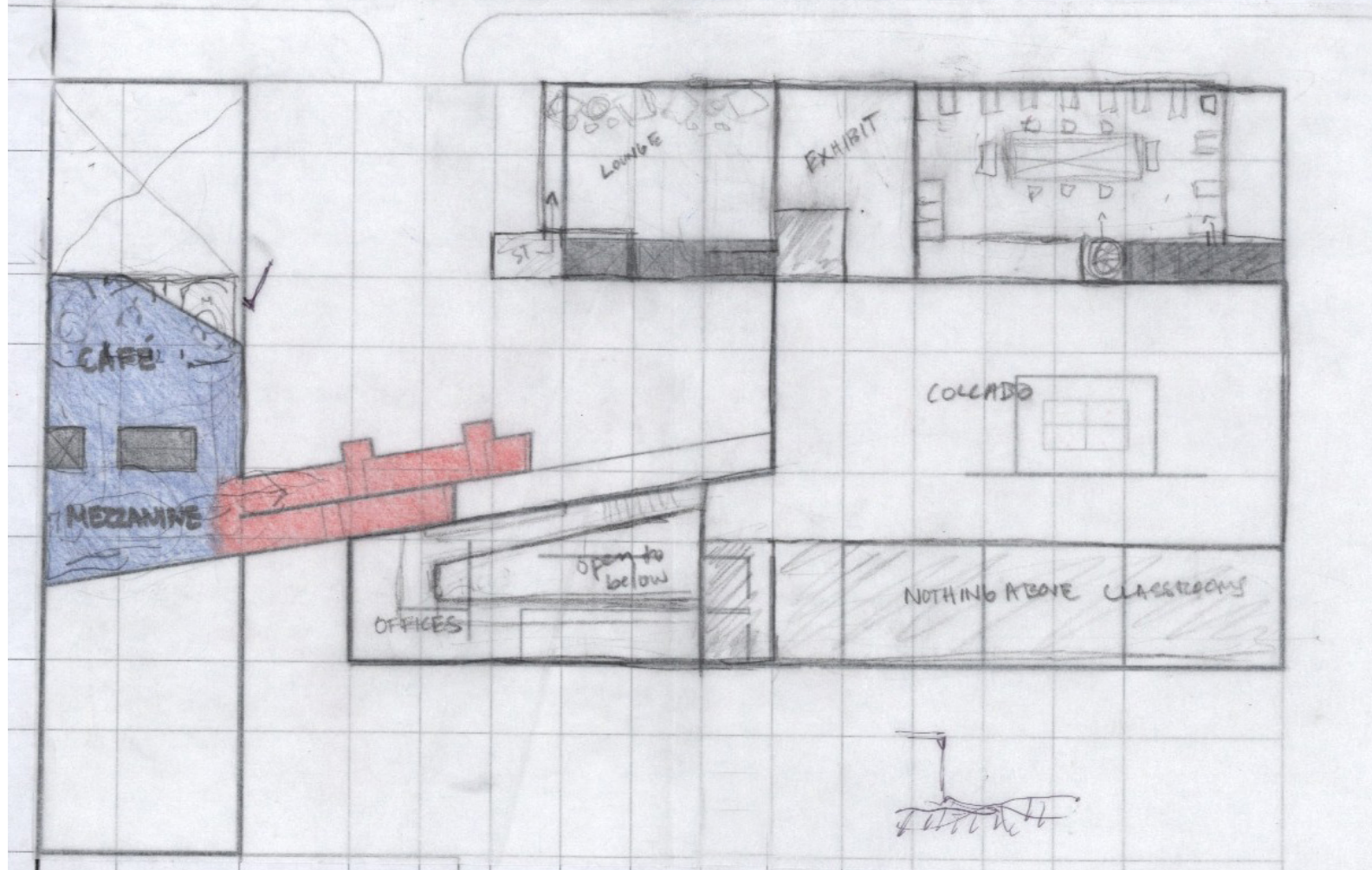
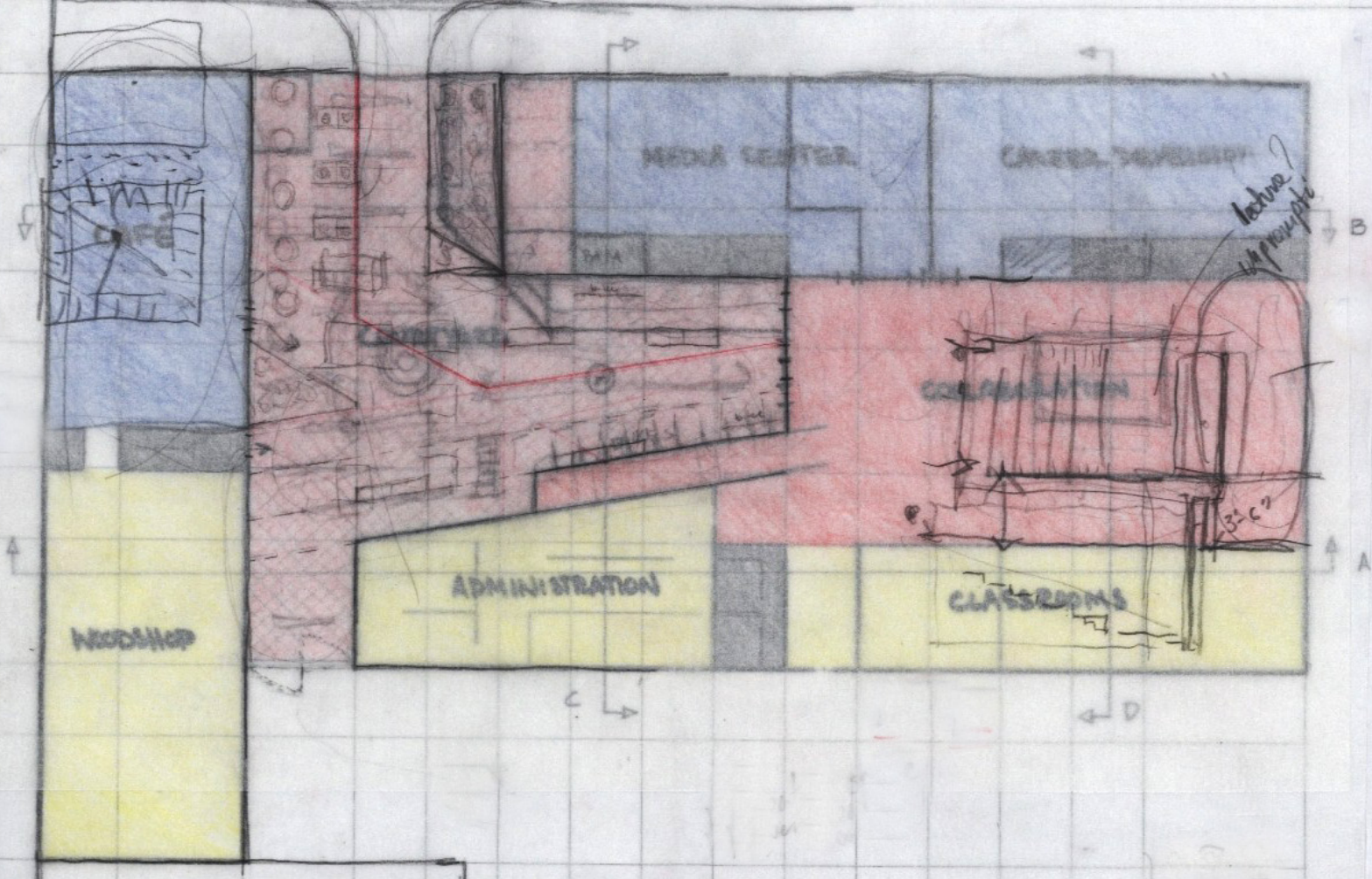



Modeling with only vertical planes allowed for discussion and conceptualization of the circulation and the formation of the spaces. The models third dimension made it simpler to visualize where it was possible to break the grid and how often. Although small, the complexity of these models explains the program and how the spaces are broken down. The overlapping planes help to see the interesting sectional details and the areas that demand more work.

In terms of the site design approach, the building utilizes both plots of land and closes Federal street to cars. The street then converts to an exterior courtyard space and the primary entry point to the institute. There is also another point of entry along Dearborn Street for users coming from the East.



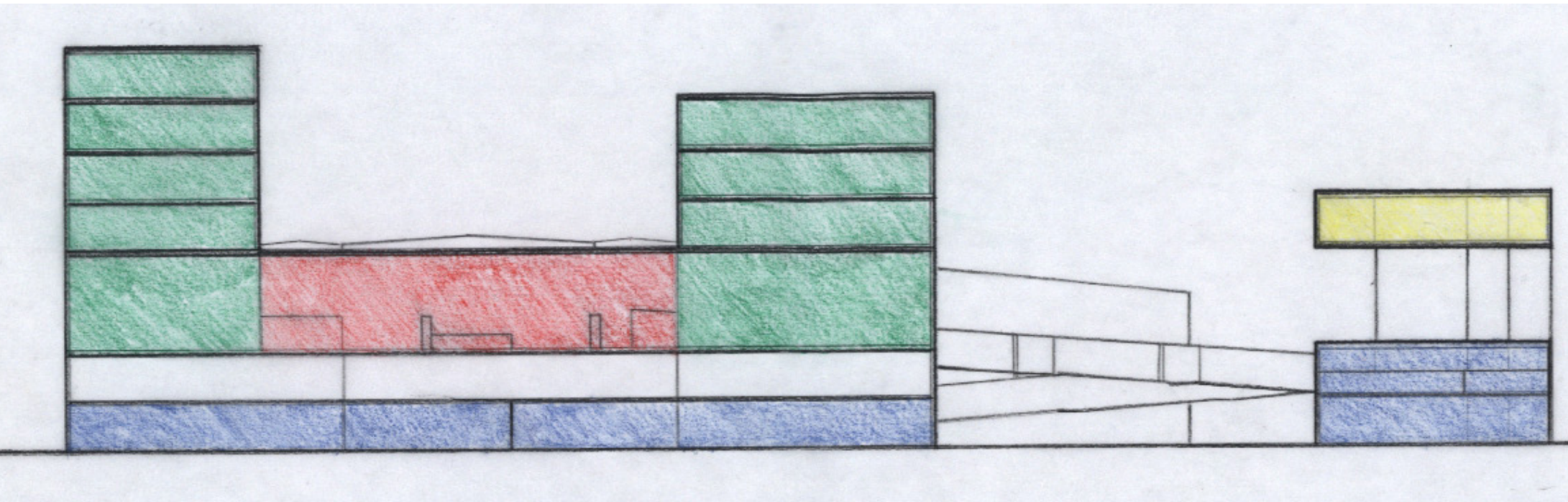


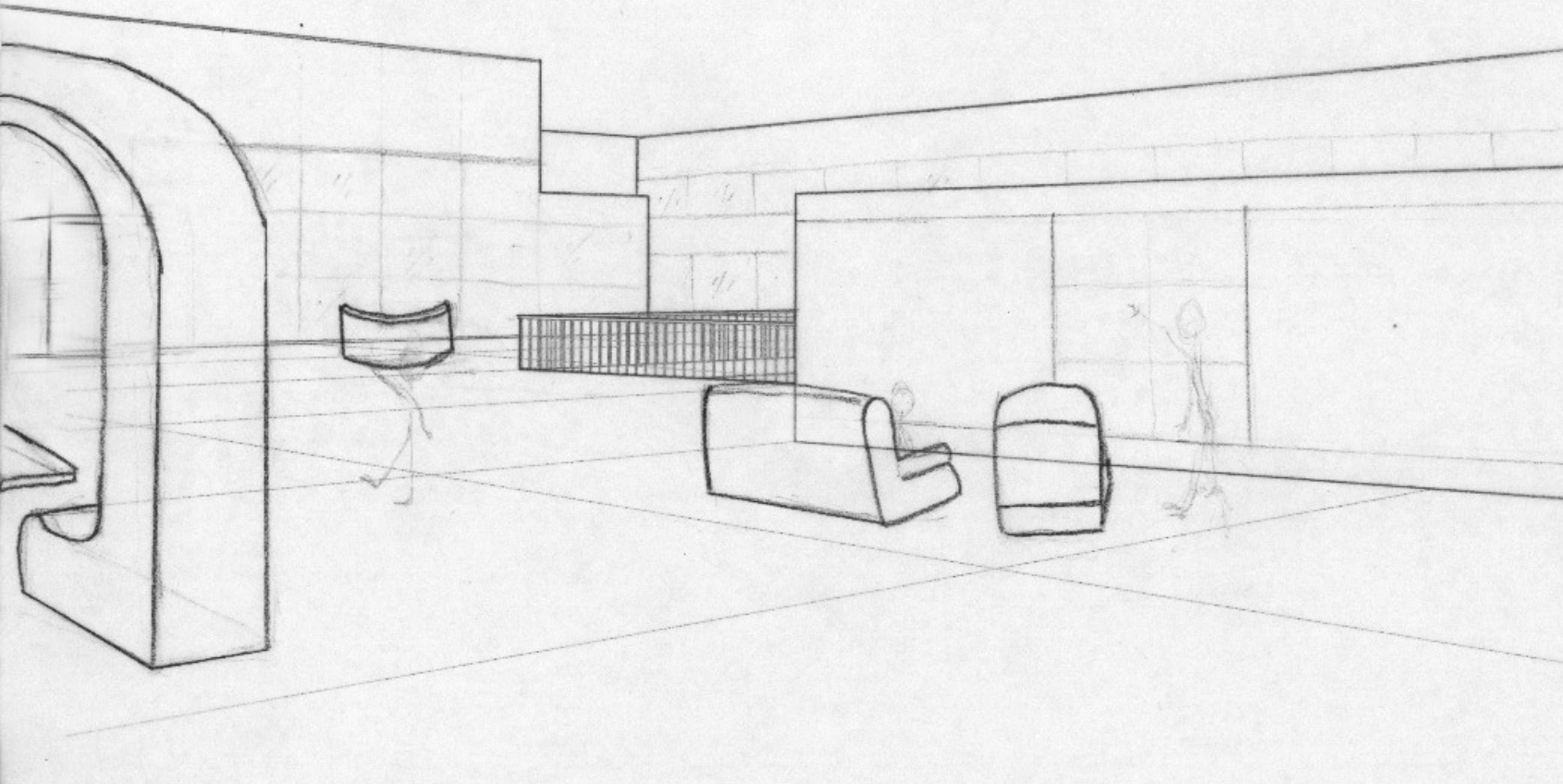






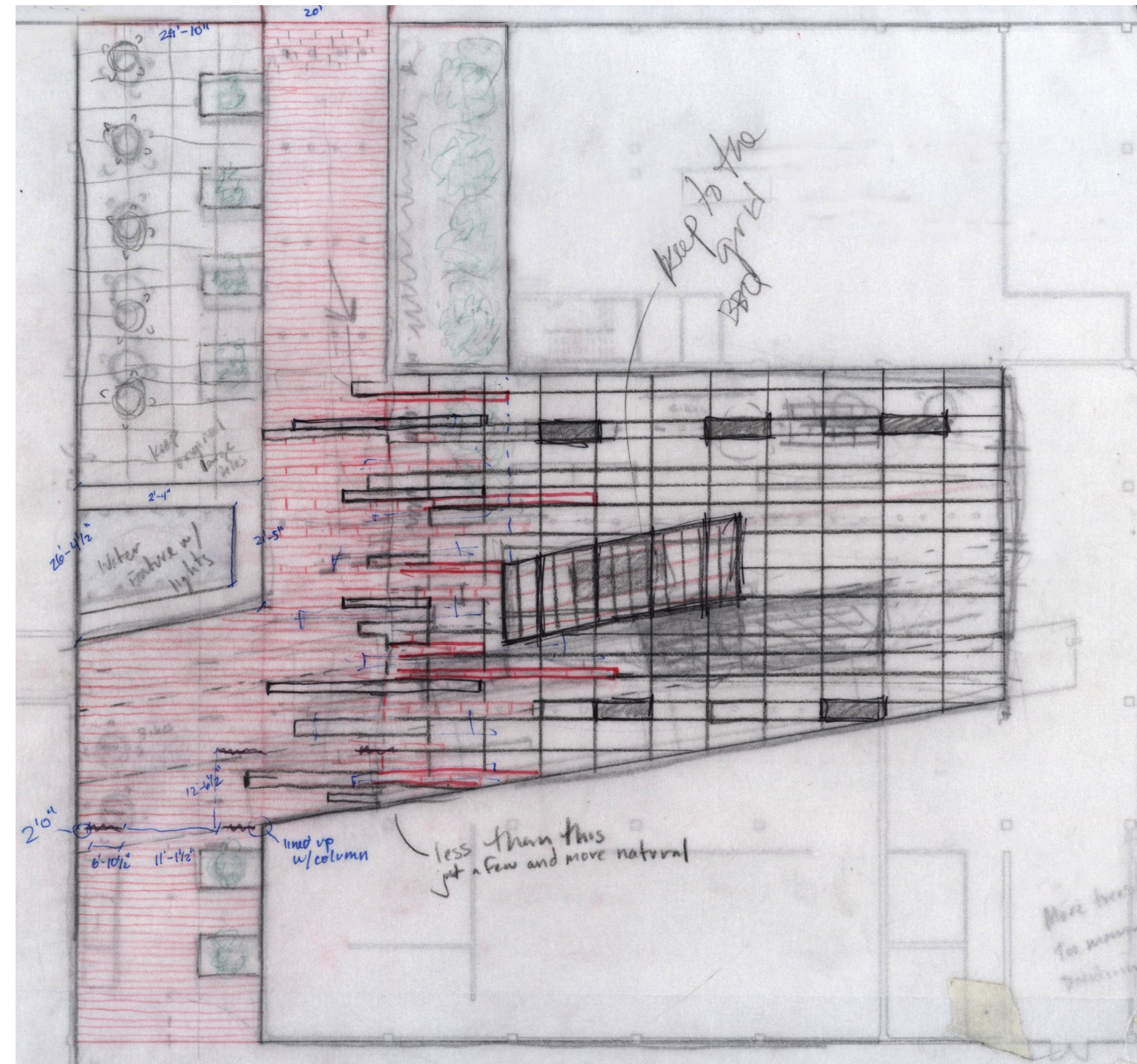
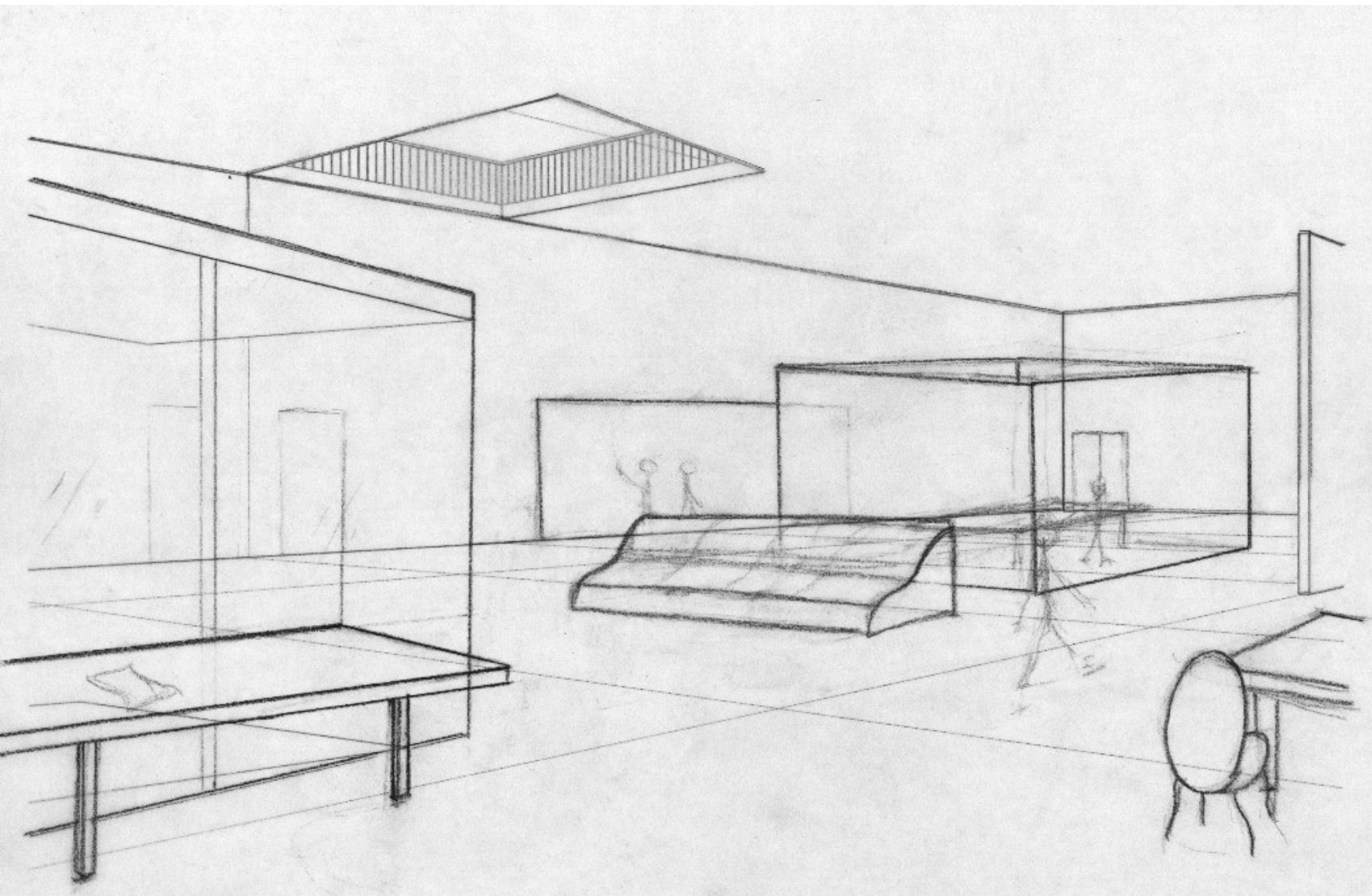
The color-coded sections revealed that there was some unused space between the studio/collaboration level and the first level. These areas are seen in white and unprogrammed to this point. These spaces later became mezzanine areas for the students to lounge and study individually. They also made room for some secondary space for the offices of the retail establishments on the first level.





The most significant of the shared spaces are the various flexible collaborative areas. These collaborative areas are defined by the spaces around them therefore becoming the space in between. They are also connections between practices, studios, and individuals.

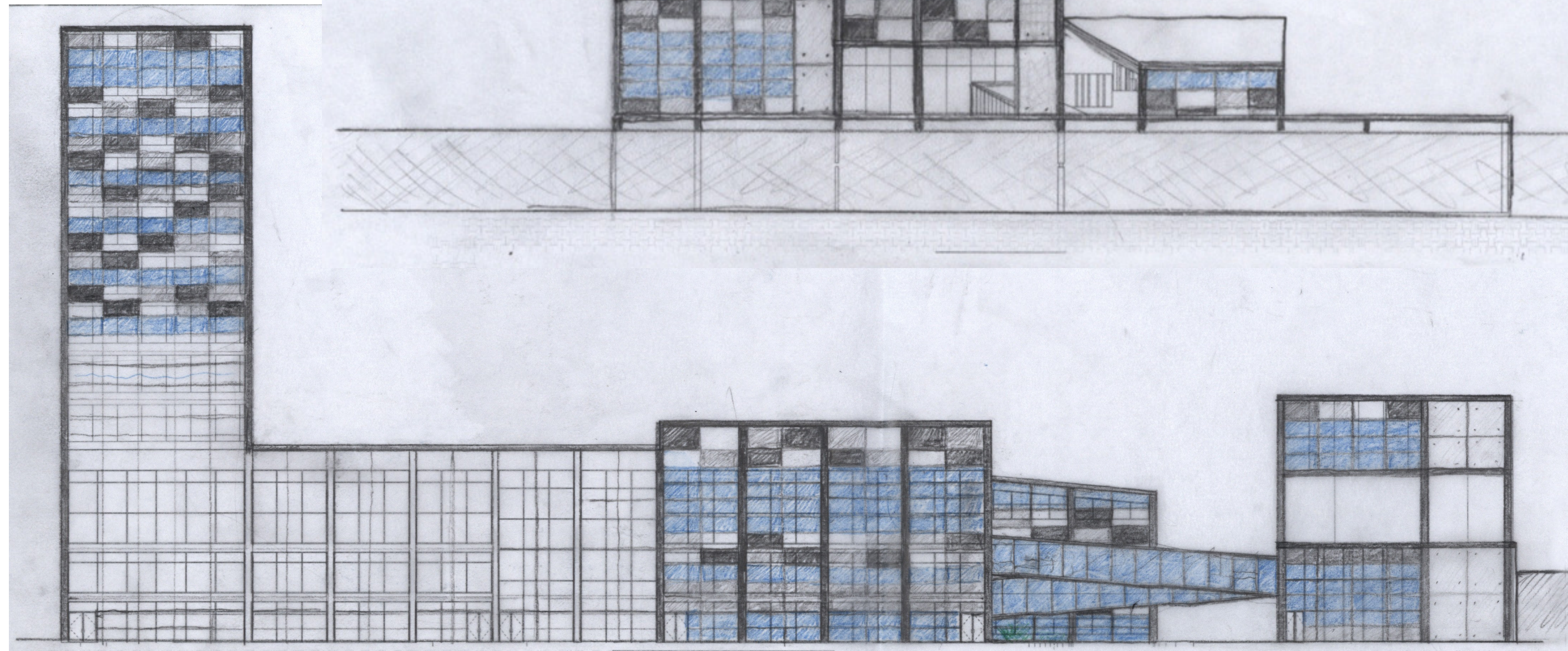
The third floor(left) studios along the exterior shape the interior collaboration space in the center. The first floor(bottom left) also houses a large collaborative area which is enclosed by retail, administration and classroom at the south. The exterior courtyard(plan below) spilling into the first floor collaborative space is also allotted for shared space and will be a defining point in the building.







The elevations were configured deep into the design process and definitely drew from parts of the concept. The goal was to use as many composite materials as possible and really stick with the idea of hybridity. The following page displays a few of the material choices that were contemplated and pursued as the material palette was chosen.

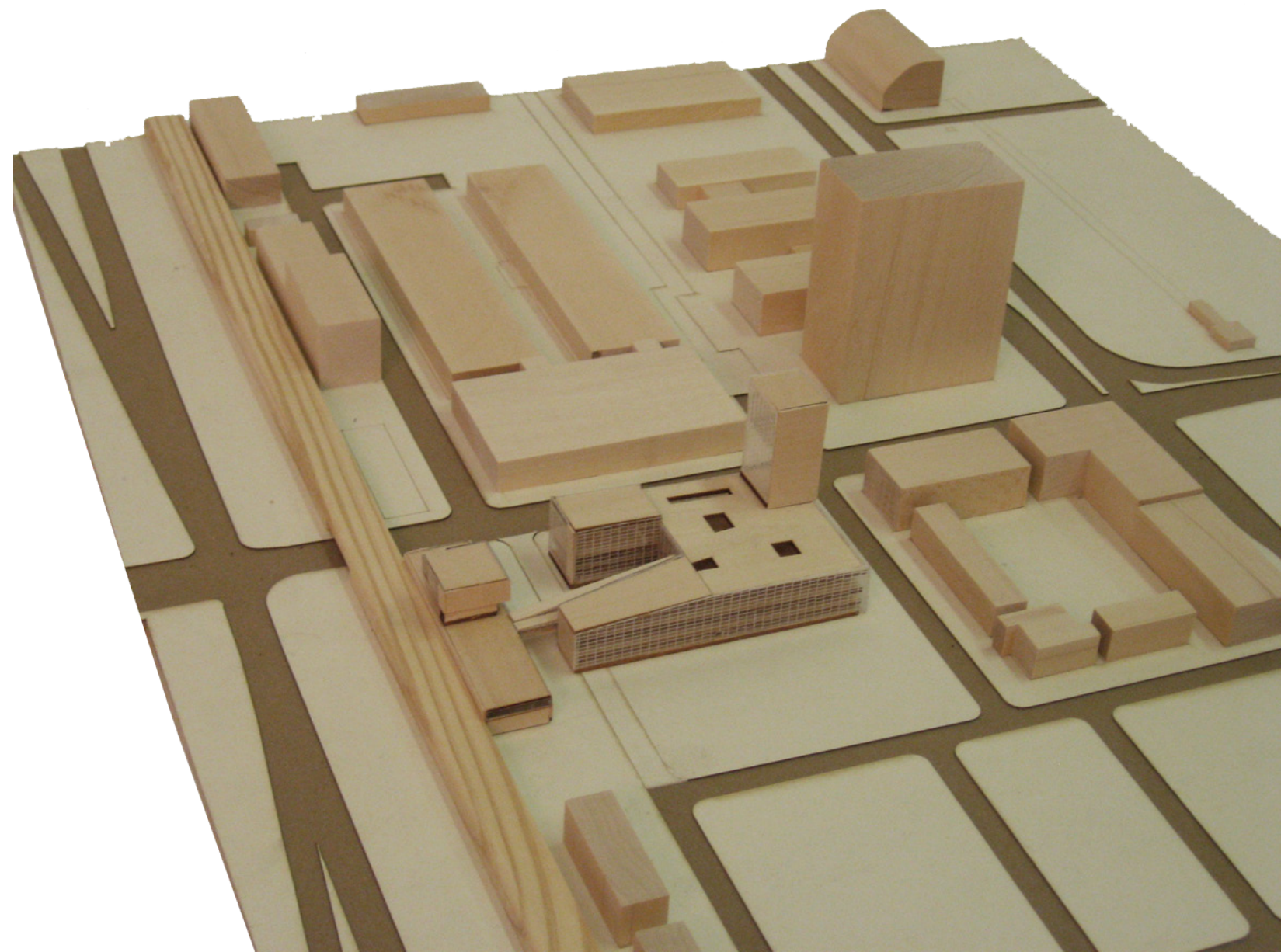



A facade panel system composed of glass and three different colored aluminum panels really bring the building to life. Precast concrete is also used to complement the panels and tie the exterior to the interior.

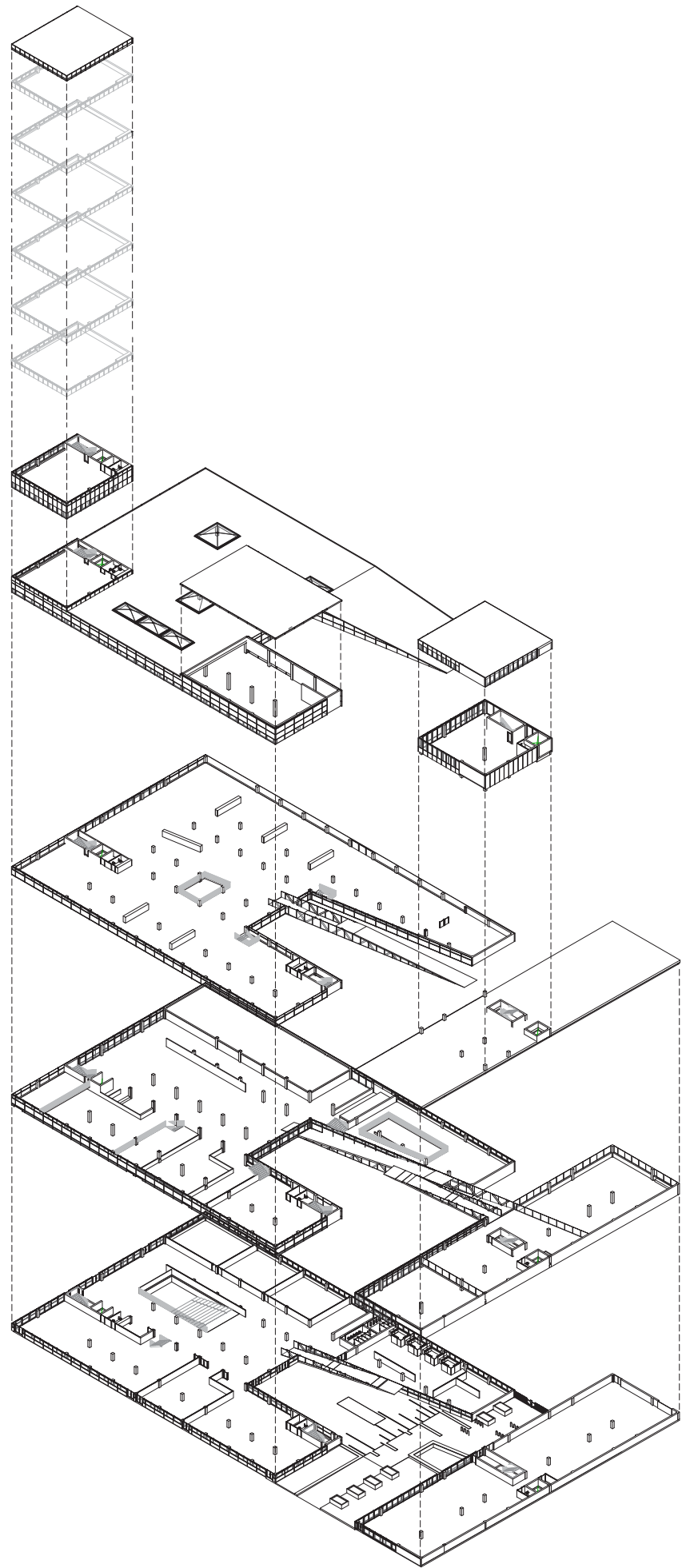





Final Design

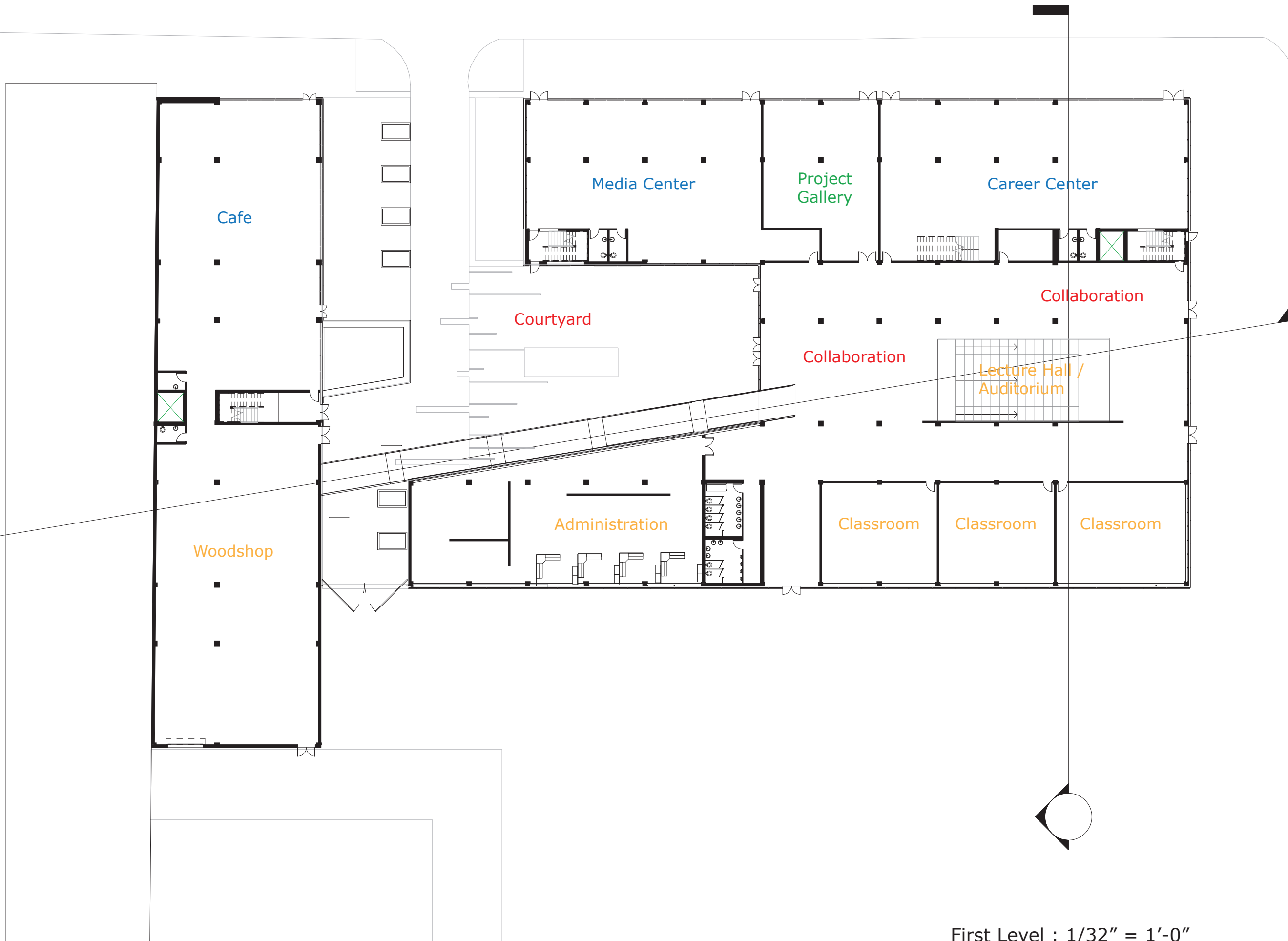




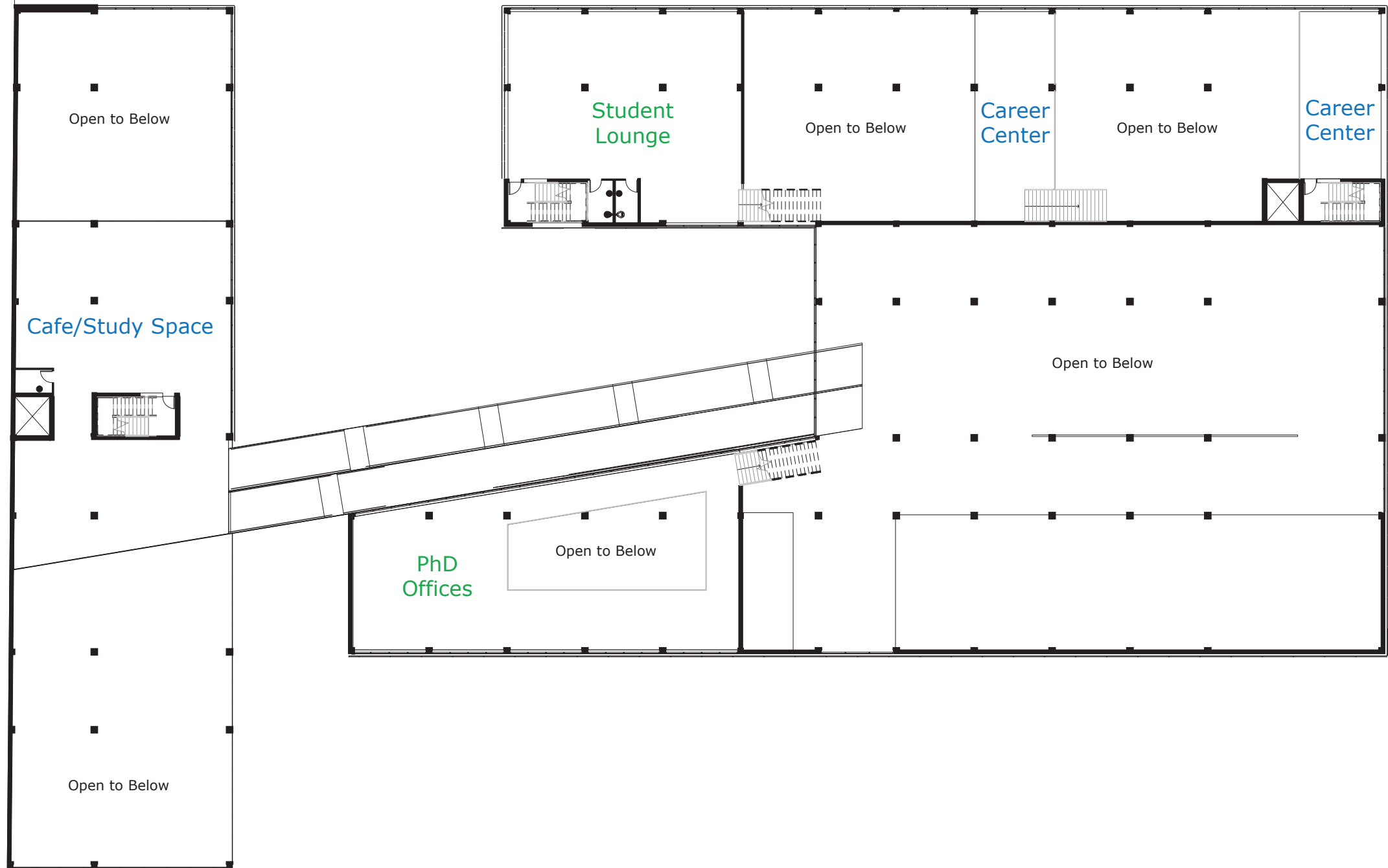


Cross Section Facing West : 1/25" = 1'-0"

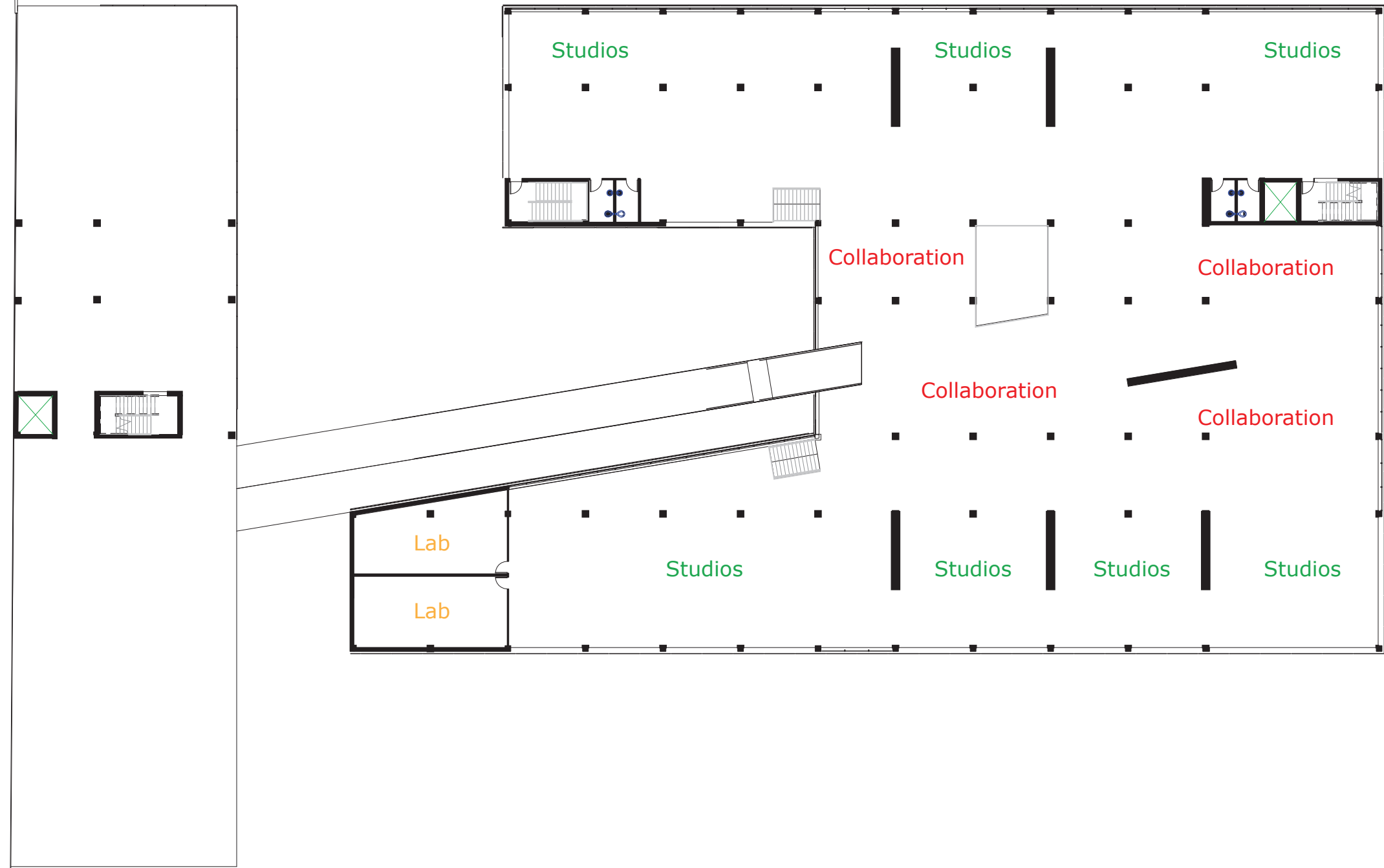




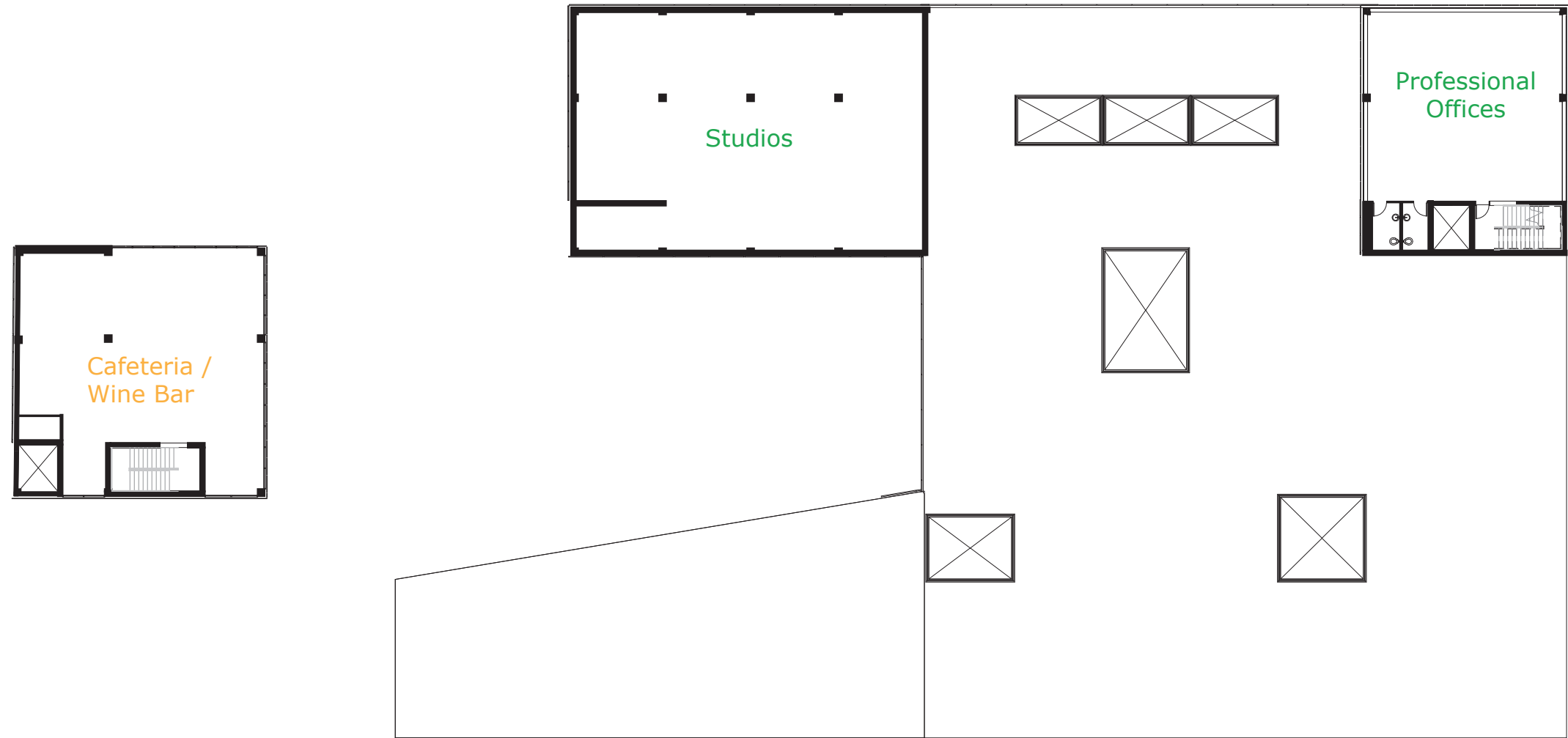
First Level : 1/32" = 1'-0"



Second Level : 1/32" = 1'-0"



Third Level : 1/32" = 1'-0"





Fourth Level/Typical Tower : 1/32" = 1'-0"





Longitudinal Section Facing North : 1/25" = 1'-0"





References

"AA School History." AA School Homepage. Architectural Association Inc. Web. 17 Sept. 2011.

Bilello, Joseph A., and Barry Yatt. Design/practice Education: Issues at the Intersection. Vol. 2. Washington, D.C.: American Institute of Architects, 1994. Print. This source is more important for looking into architecture education and how the studio is taught in different schools. It will be important to learn about the studio culture outside of my personal experiences and this handbook should give me some insight into this.

Branch, Mark Alden. "The Building That Won't Go Away." Yale Alumni Magazine Feb. 1998. Web. 19 Sept. 2011.

De Rosa, Floriana. "Peter Eisenman: Aronoff Center for Design and Art." Floornature - Naturally Inspired. Web. 19 Sept. 2011.

"Facades QuadroClad Metal Facade Panels." Hunter Douglas Contract. Web. 12 March 2012.

Fehr, Michael. "Structures for Reflection: Allan Wexler's 'Crate House'" 1993/2001. Web. 17 Sept. 2011. <http://www.aesthetischepraxis.de/Texte2/Allan%20Wexler_Structures%20for%20Reflexion.pdf>. This article analyzes Allan Wexler's "Crate House" and explains it a little more in depth than Allan does himself on his web page. As the article continues, the author examines Wexler's train of thought and how he relates his work and others to real life.

Gendall, John. "Third Time's the Charm as Koolhaas Unveils Cornell Design." Architectural Record Nov. 2006: 29. Avery Index to Architectural Periodicals. Web. 16 Sept. 2011.

Henry, Christopher. "Yale Art Architecture Building / Gwathmey Siegel & Associates Architects." ArchDaily. 01 Apr. 2011. Web. 18 Sept. 2011.

"History of Tree Studios and Medina Temple." The Ivy Room at Tree Studios, Chicago. Web. 08 Nov. 2011.

King, Victoria. "BGT Partners Headquarters / ADD Inc." 09 Dec 2011. ArchDaily. Accessed 02 March 2012. <<http://www.archdaily.com/190155>>

"Massachusetts Institute of Technology, Media Arts and Sciences Building." Maki and Associates 2009. Web. 06 Nov. 2011. The head architect's website gives more of an in-depth explanation of the project especially in the pictures than the Media Lab website. The building is a state of the art facility and combines several creative departments into one place. This precedent is important because my project integrates collaborative and individual space together.

Monk, Tony. "Paul Rudolph: The Committed Late-Modernist: Background, Contemporaries and Training." The Art and Architecture of Paul Rudolph. Wiley-Academy, 1999. Print.

"New Home for the Innovation, Design, and the Arts." MIT Media Lab. 2009. Web. 31 Oct. 2011.

Preuss, Deborah Hartmann. "Designing Collaborative Spaces for Productivity." InfoQ. 24 July 2007. Web. 16 Sept. 2011. It is important to understand how to increase productivity or at least know what plays into production in a workspace. This may be more about a team collaboration space but a lot can be learned from the analysis. The architecture studio could make use of designing for the team along with the individual.

Rogers, Christy. "Aronoff Center for Design and Art." Galinsky.com. 1998. Web. 19 Sept. 2011.

Rosenberg, Andrew. "AOL Offices / Studio O + A" 14 Jun 2011. ArchDaily. Accessed 02 March 2012. <<http://www.archdaily.com/142900>>

Rosenberg, Andrew. "eBay Workplace Initiative / Valerio Dewalt Train Associates" 11 Jul 2011. ArchDaily. Accessed 02 March 2012. <<http://www.archdaily.com/149344>>

Ross, Kritiana. "BBC North / ID:SR" 25 Dec 2011. ArchDaily. Accessed 03 March 2012. <<http://www.archdaily.com/194671>>

Scogin, Mack, Merrill Elam, Todd Gannon, Margaret Fletcher, and Teresa Ball. Mack Scogin Merrill Elam--Knowlton Hall. New York: Princeton Architectural, 2005. Print. This book will be a main source to investigate the design behind a modern architectural school. The architects Mack Scogin and Merrill Elam work with the editors to document every phase of the building process. The book is filled with diagrams and details to support the ideas behind the building.

Stoller, Ezra. The Yale Art + Architecture Building. New York: Princeton Architectural, 1999. Print. Ezra Stoller and Phillip Nobel give an account of the famous architecture school by Paul Rudolph. The pictures and plans will give great visuals into the original design before the renovations and additions. The writing talks of Paul Rudolph's strategies for architecture and what he envisioned for the school and students.

Wexler, Allan. "Crate House 1993." Wexler Studio. Web. 16 Sept. 2011.

"What Is Loosecubes?" Loosecubes.com. 2010. Web. 31 Oct. 2011. Most of the important information about this website is located in the description written in the precedent study detail section. The ideas are more important than the actual physical spaces in this example.

Zachs, Stephen. "At Cornell, Ground Breaking Could Mark End of 12-year Saga." Architectural Record July 2007: 19. Avery Index to Architectural Periodicals. Web. 16 Sept. 2011.